

TO READ 'OFF-LINE' BE SURE TO SAVE A COPY TO YOUR COMPUTER
Hit File/Save As/Choose location/Click Enter

Come Visit the Vast Hospitable Neighbour to the North!



RV Travel to Canada

Updated March 2006

By *Peggi McDonald*
Webhost of www.rvliving.net

Peggi's Other Books

RV Living in the 21st Century

(Published May '04)

And

Spirit of the Open Road

(Published January '97 – over 10,000 copies sold)

Plus

*RV Packing Tips, RV Life Lessons & Easy Living Hints
3 E-Books in One*

(Published November '05 – timeless information)

*"Stop by for a visit, the coffee's always on"
(at the many 'coffee shops' across Canada)*

*"Canada is a friendly spacious interesting and diverse country
just waiting for you to explore!"*



TOPICS OF DISCUSSION

[This E-Book answers all these questions plus soooo many more.](#)

[The Diverse Country to the North](#) – Canada is in reality a world of Nations. A visit is like taking a worldwide tour. Festivals and celebrations from a bevy of nationalities add to the wonder of this expansive hospitable country. This E-Book highlights the majesty of CANADA as well as attractions in each PROVINCE and TERRITORY from east to west to north – ‘*Sea to Sea to Sea*’.

[General Information](#) – What to expect when I arrive at the border? What food can I have on board? Do I need a passport? (More on [Passports](#)) NEW technology that affects border crossings is also addressed along with much more. Click for more on [Border Info](#)

[More Tidbits of Info](#) – All about money – How to convert US\$ to Cdn\$, Banking access, Credit and Debit card use. Understanding metric, gas/fuel pricing and where to find propane are also covered. What about Day-to-Day costs? Do I have to pay Federal tax?

[What Can I Bring With Me?](#)– If this is my home, can I transport homemade wine? How much alcohol, tobacco, gifts etc. can I have on board? What is the ruling on taking my beautiful plants across the border? Do I need a passport or a visas or an identity card? (More on [Passports](#)) If I have kids and grandkids with me what paperwork do I need? Do you have a criminal record such as DWI (DUI)? Is my driver’s licence and insurance acceptable to drive in Canada? Can I leave cars and boats in Canada? Can I receive a refund for Federal or Provincial tax I paid?

[Gun Control](#) – I want to bring my hunting rifle with me, is this possible? I understand I can’t transport my on-board handgun; can I leave it at the border? What is the scoop on a gun licence?

[Pet Travel](#) - We travel with four-legged kids, what papers do they need? What shots should they have? Is their rabies shot good for one or three years? Do they have to spend time in quarantine? Can I take my pet bird or other exotic pets with me?

[Toll Roads and Ferry Information](#) – Does Canada have many toll roads? What are their costs and where are they located? What about ferries - how do I find prices

and sailing times/dates? This section includes in-depth contact info plus websites and phone numbers.

Trivia and Planning Tips – What happens if I get sick or need medical attention? Do I need supplementary medical coverage? Does Canada have different traffic rules than the USA – especially for RV travel such as towing? Do I need a separate driver’s licence/insurance? How do I get mail? Can I use CB/cell phones in Canada? What is the cost and availability of pay phones?

General Recap of Travel to Canada –What’s NEW at the border? Are the roads single or multi lanes, paved or? What is the posted speed? Can I navigate large cities in my RV? More cross border info at **Welcome to Canada**

Everything you need to know about campgrounds – type, location, open times, amenities, hook-ups, reservations and much more. Are there ‘Free’ or ‘No-cost’ places to camp? What about public dump stations? What is the best time to visit? What type of climate can we expect?

Since Canada is a Mosaic of Nations what language is spoken? Is Canada a safe place to travel? Can I depend on WiFi connections? Are there any problems with phone and email services/contact? Can I connect to campground modems? I need a ZIP code to set up my satellite TV, how can I do that in Canada?

RV Regulations Several links for the provinces and territories

Valuable Websites - Cross Border Information - and Phone numbers

Provincial Websites and Phone Numbers

National Parks – Canada and USA

US Tourism Websites and Phone Numbers

Remember - Order your current copy of the ‘**In Canada**’ **Guidebook** today from www.canadatourism.ca - information on general Travel to Canada

(Click this [link to order](#) the guide)

It’s loaded with valuable information about Canada.

For general information about Canada call 1-800-OCANADA.



The Friendly Neighbour North of the U.S.A.

GENERAL OVERVIEW OF THIS DIVERSE COUNTRY

Canada is a vast and beautiful scenic country. Populated areas stretch as a narrow ribbon from the Pacific to the Atlantic. This expansive country extends north to the Artic Ocean, west to the Pacific and east to the Atlantic – “from sea to sea to sea”. The landscape is so much more diverse than most visitors expect. In some areas, farmlands spread into infinity and in others the forests are dense as a thick carpet. While wheat fields glisten like gold in the Prairies. Canada’s terrain varies from steep hills to picturesque mountains to immense flat land – many lakes and rivers add scenic diversion. The Great Lakes are valuable shipping venues while isolated quiet bays are a utopia for fishermen and non-power boaters. Rivers may resemble a narrow thread of water meandering en route to a larger body, or they could be a fast moving stream, babbling brook or a winding creek teeming with an abundance of fish. When you least expect it, giant waterfalls or picturesque rapids dot the panoramic vista. Hot-spring spas are popping up at many locations – a relaxing dip is a perfect way to unwind at days end. (Actually, there are approximately 1300 hot spas located in various provinces across Canada).

Other than in the capital cities and a handful of large metropolitan areas, the population in Canadian communities is much less than many tourist destinations around the world. In general the entire country presents small town hospitality entwined with breathtaking quiet landscapes. Eateries, from fine dining to fast food, are readily available. Be sure to sample local specialties. Summer 2005, John and I spent a month exploring Newfoundland and besides enjoying the wonders of this magnificent historic province, dining on local delicacies was a high point of most stopovers.

Towns and villages promote their friendly laid-back atmosphere and their ethnic roots during festivals and celebrations. The door is open for everyone to attend; visitors are encouraged to celebrate along with the locals. In every location, challenging golf courses beckon novices and experts alike.

Each provincial and national park offers outstanding scenery, great biking, rock climbing, fishing, boating, kayaking, canoeing, snorkelling, sandy beaches, memorable sunsets and the list goes on. Canada is also home to 13 [UNESCO World Heritage](#) sites. There is something for everyone in this friendly country. More on the natural wonders under the [General Recap of Travel to Canada](#)

It is easy to travel from one location to another by bus, rail, air and of course by RV and/or vehicle. Occasionally, taking a ferry may be the only option to travel from 'A to B'. City bus or subway service is available in the majority of our larger communities.

A visit to Canada can become a world tour. Although the two official languages are English and French – English is spoken in the majority of areas. This country is home to numerous nationalities. A continuous array of languages echo on the street corners throughout all areas of Canada – the wide variety of national dress seen at every turn is a feast for the eyes. When a particular area is home to residents of one nationality, local festivities will reflect those traditions. Don't forget, visitors are always welcome.

We Canadians are proud of the original residents of this country – the First Nation people and our Eskimo population. Many museums, festivals, celebrations and more highlight the historical customs and traditions of these early residents. Be sure to join in for their cultural festivities hosted throughout this country.

To gain access to most city centres, it is advisable to drive to a large shopping mall, park and take public transit to your destination. Parking spots in downtown cities are scarce and they can be extremely expensive; plus traffic tie-ups are generally lengthy and frustrating as well. Public transit makes the adventure more enjoyable.

There are so many things to see, do and participate in during your visit to Canada; be sure to allow sufficient time to explore. A stop at local tourist bureaus or logging onto the [provincial websites](#) listed at the end of this e-book is a good place to start. Simply come north and enjoy whatever is happening – wherever you are staying.



THE PROVINCES...

Since the populated areas of this enormous country covers such a wide narrow area just north of the Canada/U.S.A. border, most visitors should concentrate on a specific area rather than trying to see all of Canada in one visit. No matter how long most RVers spend in Canada, the majority feel it is never long enough.

Pick a province or an area and explore, it makes for an impressive summer. Although we mainly toured Newfoundland last summer we also enjoyed many parts of New Brunswick Nova Scotia and Cape Breton Island. Newfoundland was the high point but the trip getting there and stops on our return added to our fantastic few months. To simplify your planning I have included several high points of each province and territory.



Newfoundland (NFLD or NF) (1-800-563-6353 – www.gov.nl.ca)

This laid-back rocky island (nicknamed the ‘Rock’) overflows with traditions, rich history, down home culture and mega hospitality plus so much more. The scenery is second to none. Sights around every bend appear more picturesque than the outstanding vista you just passed. Newfoundlanders are hospitable and friendly plus the terrain is so unique.

During our visit we discovered that the Maritime Archaic Indians – (the Dorset Indians and Palioeskimos) settled on the Island 9000 years ago and they lived there for about 900 years. In 1961 it was also discovered that Norseman too settled this area for several decades around the year 1000 – John Cabot discovered it again in 1497.

This one-of-a-kind gem is only reachable by ferry ([see Ferry Info for details](#)) or by air. However it has a pleasant 812-km (500-mile) drive from one ferry point to the other. Roads to the ‘Outports (fishing villages)’ hug the panoramic waterways. Roaring rivers, steep cliffs, rugged terrain and even the occasional iceberg add to the diversified vistas you’ll encounter. Until you have explored Newfoundland by highway you have no idea how hypnotic and awesome tree covered rock creations can be.

Labrador (LA) is situated at the northern portion of Quebec and it too offers the same laid back hospitality and equally unusual isolated landscape. It is possible to take a Ferry over to south Labrador for the day – LA has a different terrain than NF. Several years ago both areas joined together under a new provincial name of **Newfoundland-Labrador**.



Prince Edward Island (PEI) (1-888-734-7529 – www.peisplay.com)

Canada’s smallest province is also big on scenery with a special blend of culture and warm fun loving people. Since 1997 PEI has joined the mainland by way of a 13 km (8 mi) bridge. Charlottetown, the capital city of PEI, is the birthplace of Canadian Confederation in 1867.

Local historic facts are featured in the numerous light-hearted fun-filled venues and plays (theatre), tea rooms, manicured farms and challenging golf courses. PEI is also home of famed Anne of Green Gables. Strolling amongst the shops and unique pedestrian malls in city centre is fascinating but including a stop for a spot of tea adds a special treat to your expedition.

PEI is proud of their outstanding provincial parks and a wide selection of private campgrounds as well. Lobster boats, rousing music, kitchen parties, festivals and fellowship in the towns and villages, water sports, outstanding beaches and quaint *harbours are a few of the many high points waiting for you to discover. Since locals and visitors alike only pay to leave the Island, and the bridge costs less than the ferry, many RVers take the leisurely ferry ride over and return to the mainland by the bridge.



Nova Scotia (NS) (1-800-565-0000 – www.checkinnovascotia.com)

This province is dear to my heart since one sister lives in the picturesque city of Halifax with its extensive, long, busy waterfront boardwalk. It is also home to the fabulous vibrant Historic Properties that overflow with restaurants and shops. An assortment of Buscar performers and musicians, many tour boats, add an entertaining edge to the waterfront.

When visitors tire of the waterfront – incredible gardens, the historic citadel, and exploring by way of one of many historic tours adds to the wonders of this city. Of course driving to the famous Peggy’s Cove and various other scenic venues along the many picturesque routes should be included in any visit to Nova Scotia.

This long narrow peninsula is noted for its outstanding scenery bordering a craggy shore, quaint communities, fun-loving people, tasty lobster feasts, home of the Acadians before they were banished and much more over their 400 years of history. Like the other eastern (Maritime) provinces - hospitality and a unique world charm highlight this enchanting province.

Another sister calls **Cape Breton Island (CBI)** (part of Nova Scotia) their retirement home (this island is part of, and joined to NS, by a causeway). The popular scenic Cabot Trail, historic Fort Louisburg, interesting communities, rugged coastline, fishing villages are only a few of many highlights of CBI – another gem of Canada’s eastern provinces. The Islands rich culture and lengthy history is portrayed in their music; fiddlers, as well as step dancers. Down home hospitality exudes from every corner of CBI.



New Brunswick NB (1-800-561-0123 – www.tourismnewbrunswick.ca)

One more gem of the Maritimes features many additional points of scenic beauty. New Brunswick is affectionately referred to as the ‘picture province’ – it gets its name honestly. They brag of having the highest and lowest tides. At Hopewell Rocks in the Bay of Fundy, visitors literally walk on the ocean floor at low tide and on return 6-hours later, they’re shocked to see the water has risen 48- 60 feet. It is simply awesome to experience this phenomenon. Magnetic Hill, where cars coast up-hill and Reversing Falls are additional ‘must-see’ unbelievable attractions. Whale watching tours are a favourite activity in New Brunswick – as well as in all eastern provinces.

*The three main large modern cities are Saint John, Fredericton and Moncton. They exude culture and distinctive spirit of this picturesque province. NB is Canada’s only bilingual province – a special heritage and warm hospitality is evident throughout the friendly towns and villages. A visit to any one of the four Maritime provinces will make for a most memorable adventure – exploring one or each of them will adds to the excitement.



Quebec (1-800-363-7777 – www.bonjourquebec.com)

The province of Quebec is steeped in history. Its mega museums personify the many aspects of Canada's conflicts and intricate heritage that make up this complex country. Outdoor activities abound. A visit to Quebec City with its old world charm, narrow curvy streets, and slender tall buildings are like taking a trip to France. Touring inside the only Walled City in Canada adds to the adventure. City tours pick up and drop off visitors from many RV parks. Exploring the one-of-a-kind shops, unique boutiques and variety of European style restaurants adds to your excursion. Montreal on the other hand is a progressive futuristic cosmopolitan city,

Each small community radiates a special hospitable charm. RVers fortunate enough to tour the Gaspé Peninsula are in for another special treat. Driving between the deep blue St Lawrence River on one side and beautiful gardens adorning the front yards of enchanting houses on the other set a breathtaking scene. However be aware that the terrain turns extremely hilly with steep grades at Land's End – but the panoramic vistas are spectacular. Don't worry if your knowledge of the French language ranges from zero to limited – a little patience and a smile (even a paper and pencil) goes a long way – plus someone nearby will probably speak basic English.



Ontario (1-800-ONTARIO – www.ontariotravel.net)

Canada's largest province in population is home to Ottawa, the capital of Canada and Toronto, the capital of Ontario, is the country's largest city. Ontario residents resemble a world of nations. This province is diverse in so many ways from entertainment, to world-class theatre, to wineries, to enchanting vistas, great golf courses, to the Great Lakes and the mighty St Lawrence, to Niagara Falls, to incredible beaches plus rivers of all sizes. Terrain varies from flat fertile farmland to dense forest, to incredible gardens, to panoramic landscapes. North, south, east or west, whatever you are looking for – you can probably find in Ontario. Small towns in this province also offer an abundant variety of things to see and do. Don't rush it; enjoy your visit.

If time allows, be sure to include a stop in Ottawa to tour the Parliament Buildings, the Rideau Canal and the picturesque spacious city centre with its numerous gardens and green spaces. The unusual pedestrian-only walking malls that encompass several downtown streets are also worth a stop.

In Canada's largest city – Toronto, a stroll downtown Young Street is a unique experience. The sites you see there are one of a kind. City subways make it easy to traverse events and happenings from east to west and some places to the north. Public transport is the most convenient way to go.



Manitoba (1-800-665-0040 – www.travelmanitoba.com)

The first of three Prairie Provinces heading west is Manitoba. Farming is the key resource and the multi-cultured cities are diverse, informative and exciting. Manitoba's expansive southern panorama includes rich agricultural land but the terrain becomes much more varied with travels to the north. It's Native American roots are evident everywhere.

The capital city of Winnipeg hosts over 130 days of festivals annually – including Folklorama, a vast multi-cultured gathering that takes place each summer at various venues around town. Although there are a numerous nationalities living in Manitoba, French and English are spoken interchangeably throughout the city. Winnipeg street signs are proudly displayed equally in both languages in Winnipeg. The picturesque awesome floral displays at the International Peace Gardens situated in exact the middle of North America is on the border of North Dakota and Manitoba. This attraction is definitely one that no one should miss. Rivers, lakes, sandy beaches, golfing, boating and water sports are only a few of the many opportunities that keep locals and visitors extremely busy enjoying the great outdoors.



Saskatchewan (1-877-237-2273 – www.sasktourism.com)

This western gem exhibits yet another diverse topography. In the south the land is flat as far as the eye can see but a short distance to the north it slowly transforms into the hills, lakes, rivers and rugged wilderness of the picturesque Qu'Appelle Valley. En route north during late summer, brilliant golden fields of wheat shimmer in contrast to the clusters of deep green evergreens – an awesome site. Eventually the scenery transforms into a dense Carolinian Forest.

Saskatchewan is also noted for a series of four fascinating inspirational Western Development Museums situated in Saskatoon, Moose Jaw, Battleford and Yorkton. They depict life as it was in the earlier times. Another don't-miss in Moose Jaw is a tour of the historic one-of-a-kind underground Tunnels of Chicago from Al Capone days. Regina, the provincial capital is the home of the Royal Canadian Mounted Police training academy. Their scarlet red dress uniforms represent everything Canadian. The Mounties ride their well-trained jet-black horses in their Musical Ride Precision Drill Manoeuvres at a barrage of outdoor activities throughout Canada. However, a visit to the academy can be a big part understanding this hospitable friendly province.



Alberta (1-800-ALBERTA – www.travelalberta.com)

Situated on the east side of the mystical majestic Rocky Mountains and is home to Banff National Park, the historic Columbia Ice Fields, and outstanding scenery. Be sure to plan time to explore the memorable pre-historic Dinosaur Museum of Drumheller, southeast of Calgary. What a site! Ranching, oil and natural gas are Alberta's main resources. Oilrigs are everywhere.

This province is home to the renowned 'must-see' Calgary Stampede; plus the West Edmonton Mall – the world's largest. The Mall is a city within itself with hotels, a giant wave pool, amusement centre, numerous restaurants, stage shows, hotel, a barrage of quality stores and so very much more – a visit becomes an all-day (or more) adventure that should not be missed. For an easy less hilly route over the Rocky Mountains take the famous Yellowhead highway north from Edmonton to Jasper. Calgary, home of the Stampede is another main city, but there are numerous quaint communities everywhere in Alberta. Throughout this province, hiking and biking provide an up front and personal access to awesome experience along the city pathways and trails in the wilds. Many twist and turn past deep panoramic gorges and impressive emerald green lakes – the most famous of which is Lake Louise.



British Columbia (1-800-663-6000 or 800-435-5622 – www.hellobc.com)

The vistas of Canada's most western province are nothing less than magical. Everywhere you look, pristine picturesque mountains dot the skyline. Quiet retreats, hiking, biking, festivals, the ocean, raging white water currents, whale watching, unusual wildlife are a few high points. The capital city of Victoria, on Vancouver Island and BC's largest city of Vancouver are famous for mild year-round temperatures and outstanding gardens. These are two more cities where it is wise to take a bus tour to fully appreciate the historic surroundings. The sites you'll see are simply awesome.

The ski utopias featuring mountain peaks in and around Whistler just north of Vancouver are one more incredible place to visit in Canada's most western province. Whistler/Vancouver is the chosen site of the 2010 Winter Olympics. Memorable Vancouver Island is a short ferry ride from the mainland.

Driving up and over the majestic Rockies makes for an exceptional experience. Hot-spring pools in several locations offer yet another dimension to this wonderful warm friendly province. Although Canada is a bilingual French and English country, the language of choice in BC is mainly English and Asian dialect.

RVers heading to Alaska are in for a treat because they must drive through this breathtaking scenic province. Hopefully everyone will stop and explore a few of the wonders along the way.



Yukon Territories (1-800-789-8566 – www.touryukon.com)

This is Canada's True North. It personifies the courage of the gold rush in an unspoiled beauty just waiting to be discovered. Many RVers en route to Alaska relay that scenery through the Yukon is some of the most outstanding, spotting unusual wildlife along the roadside adds to the wonder. Outdoor activities are the favourites and there is no better way to relax after a day of touring than a dip in a hot spring highlighted by the shadows of the canyon walls.

First Nation people are represented in all areas of Canada; but they were the first residents of NWT more than 10,000 years ago. Dreams of the 19th Century *Gold Rush* is still alive in places like Dawson City. The saloon, honky-tonk piano, and 'Can-Can' dancers are commonplace in Whitehorse. Attractions range from gourmet restaurants, to Aboriginal crafts and scenery that takes your breath away - spending time in the Yukon should be one more high point on your 'must-do' list.

Northwest Territories and Nunavut *jointly occupy the vast land of the Midnight Sun and the Aurora Borealis. They became two separate territories in 1999*



Northwest Territories (NWT) (1-800-661-0788 – www.nwttravel.nt.ca)

NWT inhabits the western portion. Yellowknife, the capital, is a progressive city featuring excellent restaurants, hotels, great shops and warm hospitable people. Outdoorsman will love the wonders that wait in this diverse terrain. This natural wonderland is also famous for its water sports from canoeing, kayaking, rafting and fishing for trophy fish – and all this is amidst spectacular scenery.

The cultural heritage of NWT is apparent in the clothes, crafts, sweaters, beaded moccasins and vests available throughout the territory. The NWT Aboriginal life is well documented within the many museums and festivals. Visitors are encouraged to attend these festivals.



Nunavut (1-800-491-7910 or 1-866-686-2888 –

www.nunavuttourism.com or www.nunavut.worldweb.com)

This territory is situated in the eastern portion of this landmass. Iqaluit is the capital of the new territory located on Baffin Island on the shores of Frobisher Bay. Unfortunately access is only available by air; no roads lead to the area. The Inuit residents have a history of thousands of years of practicing their impressive crafts. Taking a tour to meet the craftsmen and listening to the legends of the people adds to your visiting. Nunavut is yet another paradise for those who love the outdoors; the tundra is alive with one-of-a-kind unusual wildlife.

Camping & General Resource for Alaska, Yukon,
NWT and Northern BC see – www.karo-ent.com

*



Definitely touring each **Canadian province** is a diverse individual education, but since the country is so vast it is wise to explore a section at a time rather than try to see everything from coast to coast on one visit. The majority of Canada's populated areas occupy a wide strip along the USA/Canada border. The northern and north-middle portions only have sporadic areas where Canadians live. This means there is a lot of driving distance in unpopulated areas while travelling from east to west.

Canada's landmass is several times greater than Europe, but our population is only slightly over 32 million. The three largest cities are Toronto, Montreal and Vancouver, but combined they have less population than several major American cities.

This E-Book mainly highlighted summer activities because that is when the majority of RVers travel Canada – however; this country is a favourite winter playground featuring an extensive selection of activities, festivals, Winterfests and fun places to visit. Please come and play in the great country and friendly neighbour north of the U.S.A.

Interesting points of differences!

- ◆ **Canadians drink 'POP', not soda.**
- ◆ **'Coke' means Coca Cola**
- ◆ **We eat chocolate bars – not candy bars**
- ◆ **Some businesses such as Canadian Tire stores and Pioneer Gas give discounts in the form of 'play money'. Most Cdns have a mega amount of this 'cash' in a drawer somewhere.**
- ◆ **In many words we add an extra 'u' such as humour, favour, labour, neighbourhood, etc. just to confuse things.**
- ◆ **The majority of public buildings, hospitals, coffee shops, restaurants and stores are now SMOKE Free.**
- ◆ **A living room chesterfield is the same as a couch or sofa.**
- ◆ **Many Canadians end a sentence with Eh! – not Huh!**
- ◆ **We use serviettes with our meals rather than napkins**

*



In Canada you will find

*Unparalleled golf courses,
Awe-inspiring national parks,
Mosaic of nationalities,
Exciting city escapes,
Old world charm,
Romantic retreats,
Fascinating heritage,
Wondrous diverse colourful scenery,
Incredible outdoors experiences,
Gateway to the Rocky Mountains,
Abundant lakes and rivers,
Canada borders three oceans, from 'sea to sea to sea',
A land carved by time and glaciers,
Real history, nature adventure, icebergs,
Land of the midnight sun,
See Canada by Rail,
Abundant hiking and biking trails,
Great fishing and boating experiences.
Rent your RV in Canada,
Canada is divided into six time zones,
Many provinces and territories celebrate civic
holidays the first Monday in August. plus
The closest Monday to 24 May, Canada Day – 1st July, and 1st Monday
in September (Labour Day) are also holiday weekends.*



“Welcome to Canada” – General Information ([More Border Info](#))

Nothing stays the same in life and that is especially true when it comes to crossing the border. So much depends on the day-to-day world events and how the border official that you encounter enforces the ‘regs’ – as they understand them. Your fate is in his/her hands. Relax; the officials are simply doing their job.

Main point to remember – although security becomes more strict every year; for the most part, border crossing in an RV between Canada and United States of America continues to be hassle-free. It is still easy to move from one country to the other. In reality there have actually been very few border changes since 9/11, or even since the Iraq war was declared that affects RVers.

TIPS FOR A SMOOTH CROSSING (These rules apply to both sides of the border).

- ◆ **If there is no lane signed for ‘RVers’, always go through the car lanes NOT the truck lanes. Look for RV signs – these gates are usually a bit wider.**
- ◆ **Take off your sunglasses – so the agent can see your eyes.**
- ◆ **Only answer the questions asked – volunteer nothing more!!! If the question is “Do you have any cigarettes?” Answering, “I do not smoke” is not the correct answer and it is too much information to relay.**
- ◆ **NEVER VOLUNTEER YOU ARE A FULLTIMER because officials feel if you have no reason to return to the country you call home, you could abandon your residency and become a burden on the host country. Just for info if you are in any country longer than six months without visas, you are no longer classed as a visitor; residents are expected to pay taxes.**

*

- ◆ When asked where you are from, provide your home address – you may need to verify this with a driver’s licence/photo ID etc.
- ◆ Be aware that searches do occur occasionally. While at the border, your RV is nothing more than a suitcase – similar to checking through customs at the airport.

BORDER CROSSING ON RETURN TO THE USA –

PASSPORTS (Brief Passport info on Page 23)

- ◆ By calling **US Customs officials at 1-202-354-1000 (1-877-CUSTOMS – in USA only)** a voice message spells out details of what you can and cannot take across the border – including food allowed. That list changes constantly so no one rule applies. Make a call to the number above to receive the most current updated info. Recent news reports suggested US residents required a passport to return to the USA. These requirements have been modified to the following timetable.

<p><u>December 31, 2006</u> – Requirement applied to all air and sea travel to or from Canada, Mexico, Central and South America, the Caribbean, and Bermuda.</p>
--

<p><u>December 31, 2007</u> – Requirement extended to all land border crossings as well as air and sea travel.</p>

- ◆ Although **passports are strongly recommended**, the alternative that continues to be accepted is a Certified Copy of a Birth Certificate (or Baptismal Certificate) plus a photo ID such as a Drivers Licence.
- ◆ **Listen to the voice message** at the above phone number before your next trip. Regulations constantly change, so please **verify the facts** for yourself.
- ◆ **Click here For USA [General Border crossing FAQ](#)**
- ◆ **Main [USA Customs](#) Website**
- ◆ The **[U.S. Electronic Passport](#)** with a computer chip embedded in the back cover will be introduced over time. This program began in Dec 05 but it will not be in effect until December 2006. Passports without the chip will be valid until they expire. For full details see **Electronic Passport Frequently Asked Questions**
- ◆ **Canadian residents also need either a Passport OR a Certified Copy of a Birth Certificate (or Baptismal Certificate) plus a photo ID such as a Drivers Licence to travel south. Although I stress one more time, every traveller is strongly encouraged to obtain a Passport.**

*

WHERE TO LOCATE UPDATED INFO

- ◆ **General Info about where to find info in Canada - call 1-800-OCANADA.** This office refers callers to a source that answers your Questions.
- ◆ **Click link to order the [informative publication](#) 'IN CANADA 2006'**
- ◆ **Canada Customs General Information** (New name is [Canada Border Services Agency](#)) 1-204-983-3500 (Winnipeg, MB) or 1-506-636-5064 (St Johns, NB) – within Canada call 1-800-461-9999 - Press '0' if necessary, to talk to a real person. **I am happy to report there were no 'red' flag changes during the past year.**

[Back to Beginning](#)

[Back to Travel to Canada Contents](#)

[The Friendly Country to the North](#)

["Welcome to Canada" – General Information](#)

[Cross Border Information](#)

[More Tidbits of Info](#) – (Money, Currency, Gas/Fuel, Metric, etc)

[What Can I Bring with me?](#)

[Gun Control](#)

[Pet Travel](#)

[Toll Roads and Ferry Information](#)

[Trivia and Planning Tips](#)

[General Recap of RV Travel to Canada](#)

[RV Regulations](#)

[Valuable websites for CROSS BORDER INFO:](#)

[Trip Planning](#)

[TOURIST BUREAUS \(CANADA\)](#)

[CDN/U.S. NATIONAL PARKS \(and Federal Lands\)](#)

[US TOURISM](#)

FOOD into Canada (Click LINK for "[What Can I Bring With Me?](#)")

- ◆ **To determine what food is allowed during travel across the border – Log onto www.inspection.gc.ca OR Contact the *Canadian Food Inspection (CFI)* (Specific department is *'Import Services'*)
CONTACT: (West) 1-888-732-6222 or 1-604-666-9240;
(Central) 1-800-835-4486 or 1-416-661-3039;
(East) 1-800-442-2342 or 1-514-493-0468.
To access Government website, click "[What Can I Bring?](#)"**
- ◆ Phone contact with agents of Canadian Food Inspection Agency (CFIA) during February 2006 relayed there's **NO current 'Ban' on poultry or beef** (although

beef is limited to 11 pounds – other restrictions may apply **if** the food is for personal consumption.

- ◆ Citrus fruit remains a definite “No”. Expect restrictions to change almost daily.
- ◆ During earlier times when heading to the USA, food in an RV was usually never questioned – **except** some fruits and veggies not grown in Canada. RVers may still be exempt from many of the regulations affecting car drivers, however because of new diseases that continue to surface in both countries, additional restrictions are in force from time to time. It is wise to check before you arrive at the border. Contact phone numbers are listed above.
- ◆ As of late 2003 into the present, NEW Regulations about food imports continually change between Canada and the U.S.A. At the time of this writing limited meat (fresh, frozen or by-products) from **animals with hooves** are NOW ALLOWED for personal use into Canada. However my friend lost her **raw eggs** on the way south (Dec 2005) due to the ‘bird flu’ scare. Depending on circumstances, restrictions **change daily** when entering either USA or Canada.
- ◆ **Pet Food could still be questioned at some crossings**, and depending on content, it may/may not be confiscated. If it is stored in the original package and not in excessive amounts, it will probably be allowed. Call CFI (phone numbers above) for specific answers. Story on [Pet Travel into Canada](#)

NOTE: To simplify things at the border, John and I eliminate all meat and most veggies from our unit before we arrive at the border. We find it easier to simply purchase what we need when we arrive after we cross the border.

Each crossing is different – during the fall 2004 we lost dog food plus cooked and frozen meats, but April 05 the agent was more interested in the maintenance we Canadians had done while we were down south.

ADDITIONAL INFO

- ◆ **If in doubt before you return to the USA, call US Customs at 1-202-354-1000 and listen to a voice message reference what is allowed.** (1-877-CUSTOMS is a good number in the USA only - press ‘O’ to talk to a real person).
- ◆ If in doubt, it is wise to call for an update on what is, and what is not, accepted – Remember pet foods may contain meat by-products.
- ◆ You never know the questions they will ask so if you have anything out of the ordinary, I stress the importance of checking current info and ask what restrictions are in force **before you arrive at the border.**

*

NEW TECHNOLOGIES REFERENCE BORDER CROSSINGS

- ◆ Late May 03 friends heading across the border from Canada to the USA in eastern Ontario had their RV x-rayed by a big truck that slowly drove past their unit. They had to stand outside and when the x-rays were developed they were told they could leave. No questions were asked or explanations given. Technology is changing – just be prepared. These machines are in use at several crossings **but we have never experienced this new technology.**
- ◆ During 2003, we used several different crossings to enter Canada; occasionally we were directed to a **separate RV Lane** where agents entered our coach. We were never searched in detail but they did ask a fair number of questions.



More Tidbits Of Info

Money, conversion; banking, taxes, gas/fuel, propane, metric

MONEY, CONVERSION; BANKING

- Each **Canadian dollar converts** at \$0.84 - \$0.85 US\$ (at time of printing) – rates change daily.
- To convert prices use this formula – ‘**price x conversion rate (\$.84?) =US\$ cost**’.
- FYI: Canada uses **coins for \$1.00** (called loonies because a loon is on the coin) and for **\$2.00** (called toonies because they are double the cost of a loonie).
- **Using an ATM** with your bank client card or paying for things with a credit card offers the most economical exchange rate. US bank client cards work in Canadian ATM’s the same way as they do in American ATM’s.
- In Canada these machines are sometimes referred to as ‘cash’ or ‘debit’ or ‘Interac’ machines – the Interac system functions with all Canadian ATMs/client cards.
- Your **U.S.A. client card** should work as a **debit card** at restaurants and large stores such as grocery stores, Wal*Mart, etc. in Canada the same as ours does while we’re in the USA. Do as I do when I go through the cash ask, “*Can I do a test to see if my card works?*”

* [Back to the Beginning](#)

[Back to Travel to Canada Contents](#)

- Credit cards charge a very favourable **rate of exchange**, as does your bank when you withdraw cash via a Debit (bank or client) Card. But if you use an ATM, expect to be **charged a fee by your bank** and a fee maybe added at the machine. ATM's located within a Bank should NOT charge the second fee.
- **Technology changes by the day** – when we use our bankcard as a debit card in the USA – payment is automatically withdrawn from our Cdn account **converted to** American funds. By taking '**cash-back**' from a store we eliminate all ATM fees. It should be the same with American bank cards in Canada. Only as a last resort do we use an ATM.
- However to successfully use an **ATM, the logo on the machine** must match the one on the back of your Card – if not the machine will give you cash.
- **Exchange rate** is assessed and charged to your account by your home bank.
- Try to **avoid asking a local vendor** to exchange your US\$ for Canadian currency.

CREDIT CARDS AND SECURITY

- International cards that are readily accepted include **Visa, MC** and **American Express**. Sorry, **Discover** cards are NOT accepted and **Diners Club** only occasionally.
- **Your credit card company** may want you to let them know you will be travelling in another country; so they do not think your card was stolen.
- Wise travellers keep a **list of wallet content** in a safe place. If one partner loses their billfold it is easier to make important calls. Part of this list should include card numbers and contact phone number. John and I only carry one Credit Card each so in the event a card goes astray we are only inconvenienced – not incapacitated.
- **Additional cards are stored in a safe place** in our motorhome. Some RVers decide to leave a copy with their kids that they can use in an emergency.

NOTE: More details can be found on the [Q&A page](#) on www.rvliving.net.

DAY-TO-DAY CANADIAN GROCERY COSTS in comparison to U.S.A.

Bread is lower

Dairy products cost more.

Fresh produce is less; usually sold by 'each' not by the 'lb'.

Liquor / cigarettes /gas / fuel are high

Propane is frequently less per converted gallon.

Remember every US\$ dollar you spend is worth .87-88 cents

*

FEDERAL AND PROVINCIAL SALES TAX

- All Canadian Provinces offer rebates on the [Federal Tax called GST](#) (Goods and Services Tax currently 7%). For more details, call 1-800-668-4748 (Canada only), or 1-902-432-5608 (Internationally).
 - Visitors and non-resident business travellers purchasing items over \$200.00 annually – minimum \$50.00 purchase before tax (original receipts - no debit/credit card vouchers). They can be accumulated over a year if each must be stamped at the airport or any Duty Free shop before leaving Canada.
 - Federal Tax on campgrounds (\$1.00 per night – up to \$75.00 – or submit as a total amount) also applies. Sorry meals, gas/fuel, liquor or cigarettes do not qualify. GST guides can be downloaded from above website.
- **Each Province except Alberta charge PST (Provincial Sales Tax).** The Maritime (Eastern) Provinces of New Brunswick, Nova Scotia and Newfoundland combine Federal tax with PST – called HST (Harmonized Sales Tax currently 15%). The HST that is added to purchases is also refundable for non-Canadian visitors.

GAS/FUEL/PROPANE

- Although gas prices rise and fall everywhere, **Gas/Fuel** is generally higher in Canada than in the U.S.A.; however the gap between Canada and the USA slowly decreases.
- **Formula to convert to US\$ –**
“ **Cdn cost x 3.78 (litres in a US gal) x \$0.87? (present conversion rate)=US\$**”.
NOTE: In Canada when we speak of gallons we use Imperial gallons. One Imperial gallon equals 4.546 litres BUT one U.S. gallon equals 3.785 litres
- **Propane is** now similar due to the low dollar. As of Feb 06, propane was \$0.59 per litre (\$1.94 US\$ per gallon) at the Flying J in London, Ontario and at many outlets. In reference – at our winter Florida RV Parks during 2005/6 – motorhome delivery was \$3.00 US\$ per gallon plus a service charge. To fill a 20lb BBQ tank it was \$2.25 per gallon at our present park, but the Flying J at Tampa was \$1.79 p/gal.
NOTE: Propane is easier to find in towns/villages than along major highways.

*

METRIC – CONVERSION

Since all measurements in Canada are metric; it helps to have a **metric calculator** to simplify conversions – these are sold in stores such as ‘The Office Depot’, ‘The Source’ (formerly ‘Radio Shack’), ‘Best Buy’, Future Shop’, etc.

Conversion examples

- ◆ 1 kilogram (called ‘kilo’) = 2.2 lbs
- ◆ 1 metre = 39 inches
- ◆ 50 km (‘kilometres’) p/hr = 30 mph
- ◆ 100 km (‘kilometres’) p/hr = 60 mph
- ◆ To convert temperature – $C^{\circ} \times 2 + 32 = F^{\circ}$ (i.e. $10^{\circ} C \times 2 + 32 = 52^{\circ} F$)

[Back to Beginning](#)

[Back to Travel to Canada Contents](#)

[The Friendly Country to the North](#)

[General Information – Welcome to Canada](#)

[Border Crossing Information](#)

[More Tidbits of Info](#) – (Money, Currency, Gas/Fuel, Metric, etc)

[What Can I Bring with me?](#)

[Gun Control](#)

[Pet Travel](#)

[Toll Roads and Ferry Information](#)

[Trivia and Planning Tips](#)

[General Recap of RV Travel to Canada](#)

[RV Regulations](#)

[Valuable websites for CROSS BORDER INFO:](#)

[Trip Planning](#)

[TOURIST BUREAUS \(CANADA\)](#)

[CDN/U.S. NATIONAL PARKS \(and Federal Lands\)](#)

[US TOURISM](#)



What Can I Bring With Me? – An Overview

- Pick up a copy of '[Know Before You Go](#)' booklet – **Customs regulations for US residents** – it is also available at customs offices and/or at the border. Call 1-202-354-1000 for info (1-877-CUSTOMS is a good number in the USA only - Press 'O' to talk to a real person).
- Read the [Visitors to Canada Pamphlet](#) for more in-depth content to this E-Book.
- **Food 'import' and belongings** personal use are generally never questioned ([details here](#)). This has NOT changed since 9-11 or since the Iraq war. All contents that are considered as personal baggage are OK.
Examples include clothes, fishing tackle, cars, boats and motors, fuel, sports equipment, TV's, musical instruments, computers and cameras.
- However if you have **excessive amount of cargo** on board, the agents may feel you are transporting items for resale – if so, you will need a retail licence.
NOTE: The [Canadian Food Inspection Agency \(CFIA\)](#) is also concerned with animal hides, insects, hunting trophies, live birds, fruit, vegetables and live plants All such items need to be declared when you enter Canada. They could harbour diseases and pests that may harm Canada's agriculture industry.
- **Expect agents to ask a few more questions than in the past.** You may also have to undergo an occasional search – most will only be of a minor nature. "*Smile and go with the flow – the agents are only doing their job*".
- **Alcohol**
1.14 litres/40 oz of alcohol
OR 52 oz of Wine
OR 24 beer (12 oz/355 millilitres)
- **Canada brews excellent beer** and wine that many visitors fall in love with. Americans can take home amounts over the 'Free' limit – but you will be assessed an excessive excise tax. See pamphlet [Know Before You Go](#) for details on what is allowed.
NOTE 1: Age of majority (age you can legally drink) range from 18-19 years depending on Province. Check details of Provinces you are visiting. See [websites](#)
NOTE 2: Open bottles could be counted as part of your overall total.

NOTE 3: **Homemade wine** may/may NOT be allowed depending on the custom agent you encounter. Some RVers have no problem when their homemade wine has low alcohol level; others carry a letter from their Brew store. If in doubt, check with the officials from the crossing you plan to use and ask how homemade wine would be assessed. Request a badge number for verification.

➤ **Tobacco**

**200 cigarettes,
AND 50 cigars,
AND 7 oz – loose tobacco,
AND 200 tobacco sticks**

Possession of marijuana is still a criminal offence.

NOTE 1: If tobacco products are not stamped 'Tax Free' such as those sold in Duty Free shops – you may be assessed extra Federal Tax.

NOTE 2: Additional Tobacco/Alcohol quantities are permissible by paying an additional high fee (duty plus taxes).

➤ **Pepper spray/Mace** or additional sprays that can be used against humans are classed as weapons.

➤ **Dual Citizens;** If you are a dual U.S.-Canadian citizen you should always present yourself as a Canadian citizen when entering Canada and as a U.S. citizen when entering the United States.

➤ **Gifts** for friends and relatives in Canada up to \$60.00 (CDN\$) each are acceptable.

NOTE: Contact officials at your intended border crossing for specific questions or at [Info for Visitors](#)

➤ **Plants** are NOT allowed without an extensive inspection – Click [here for details](#) As Fulltimers John and I choose not to travel with live plants. Instead we decorate with silk plants & flowers – it is less hassle.

For more info phone

Central 1-800-835-4486 (1-416-661-3039);

Western 1-888-732-6222 (1-604-666-9240);

Eastern 1-877-493-0468 (1-514-493-0468).

➤ **Passports or Visas** (**More [complex Passport info](#) page 16**)

US residents visiting Canada will need a

Birth Certificate plus a Photo ID,

Passport (**Recommended for all RVers**).

NOTE: Since the Iraq conflict began, it is **strongly suggested** that Americans have a valid passport or a valid Green Card to **re-enter** the U.S.A. However for the present, a certified copy of your birth certificate/photo ID may suffice.

*

- **Visitors travelling with children** and grandchildren NEED a letter of permission from the parents or guardians before travelling out of the country with their children. Every individual needs a picture ID, proof of citizenship and proof of permanent residence.

If you are a **single parent** the letter must include permission from any other joint parent or guardian. Ensure all **pertinent details** such as name, address, birthdate, contact info, how long you will be away and your personal info – signed and dated by guardians.

NOTE: It is also wise to carry this info in your RV/tow vehicle (no matter where your travels take you) for medical purposes concerning children in your care. Passengers of all ages require proper ID.

- **Drivers Licence and Insurance** (more on page 36)
All drivers must have a valid drivers licence, proof of ownership and insurance. No special licence is required.
Your USA **insurance policy** applies in Canada, BUT every traveller should carry a *Non-Resident Inter-Provincial Motor Vehicle Liability Card*. *This card is FREE for the asking from your Insurance Broker.*
- **Rental cars** do not readily move across the border but they are allowed with permission. To drive a borrowed car across the border, you need a letter authorizing use of the vehicle from the owner.
- Links to **RV and Towing Regulations** (repeated Page 35 – go to [RV Travel Towing Regulations](#)) address everything from riding in an RV to the weight allowed when towing, to maximum height and width, to towing regulations, to seatbelt use, to propane turned on when driving etc.
- **Criminal Records** - Those who have been charged with a criminal record may not be able to cross into Canada; this includes DWI (DUI) – a serious offence in Canada. Click [here for 'Details'](#) and/or [Scroll to the FAQ's](#) – however a [Waiver of Exclusion](#) eventually may be obtained from any Canadian consulate in the United States, but several weeks are required for processing – *there is a fee for the waiver.*
- **If you plan to leave boats or cars in Canada**, you will need a *Form E99 permit from Canada customs ask for it at the border* – a visual inspection will be required. For more info log onto [Leaving a Vehicle behind in Canada](#). Special provisions for seasonal residents or those with rental contracts in excess of three years.

[Back to Beginning](#)

[Back to Travel to Canada Contents](#)

[The Friendly Country to the North](#)

[General Information – Welcome to Canada](#)

[Border Crossing Information](#)

[More Tidbits of Info](#) – (Money, Currency, Gas/Fuel, Metric, etc)

[What Can I Bring with me?](#)

[Gun Control](#)

[Pet Travel](#)

[Toll Roads and Ferry Information](#)

[Trivia and Planning Tips](#)

[General Recap of RV Travel to Canada](#)

[RV Regulations](#)

[Valuable websites for CROSS BORDER INFO:](#)

[Trip Planning](#)

[TOURIST BUREAUS \(CANADA\)](#)

[CDN/U.S. NATIONAL PARKS \(and Federal Lands\)](#)

[US TOURISM](#)



Bringing A Gun Into Canada?



Non Restricted Firearm

- A visitor MAY import a **non-restricted** firearm such as a sporting rifle or shotgun for the following purposes:
 - ◆ Sporting or hunting use while in Canada.
 - ◆ Bona fide competition use/target shooting.
 - ◆ Transport through Canada to another country.
 - ◆ To protect against wildlife in remote areas - excluding national parks.
 - ◆ All gun **users/owners** or those **borrowing** a gun must be over **18-years**.
 - ◆ If the customs officials are satisfied that the circumstances warrant the firearm importation they will authorize transport.
See Contact Info and details as to what is allowed at the end of this section.

- **GUN REGISTRATION:** Canada introduced mandatory licencing laws as of 1 January 02. It also applies to visitors. It is requested you fill out the form ahead of your visit – **but it must be signed in front of custom officer.**

- Visitors bringing firearms into Canada need a valid **Possession and Acquisition Licence – PAL** (applicants must pass a safety course or test – good for 5 years). Cost \$60.00-\$80.00 Cdn\$ – approximately \$52. - \$70. US\$; depending on guns involved.
- OR a **Non-Resident firearm Declaration** (to serve as a temporary licence and registration – valid for 60 days). Cost for registration is \$25.00 Cdn (approximately \$21.50 US). This fee covers all firearms listed on the declaration.

Borrowing a gun in Canada

- Those wishing to borrow a firearm in Canada will need a **Temporary Firearms Borrowers’ licence** – registration fee is \$30.00 Cdn (approximately \$26.00 US).

Transporting a gun through Canada?

- Requests for an Authorization to Transport **Restricted Firearms** (e.g., most handguns) through Canada to other parts of the U.S., including Alaska, or another country, are normally denied. Before leaving for Canada, discuss your options with a firearms officer of the Canadian province you intend to enter. **Replica firearms** are also banned from entry. Severe penalties and confiscation apply to the possession of illegal firearms in Canada.

NOTE: **Pepper Spray/Mace** or sprays designed for use against humans are classed as weapons – they’re illegal. Knives that open automatically, brass knuckles, etc. fall into the same category.

Contact Info



- ◆ For general details see – [Canada Fire Arms Centre](#)
 - ◆ [HERE](#) for [Gun Users Visiting Canada Info](#)

- ◆ Or write to--- **Canada Custom and Revenue Agency,**
Interdepartmental Programs, section A,
Connaught Building, 5th floor,
Ottawa, Ontario, Canada, K1A 0L5
 Phone: 1-800-731-4000

- ◆ **Applications ARE required.** Forms for **non-resident firearms declarations** and **temporary borrowing licences** may also be obtained from Canadian Tourist Offices, Custom Offices, Gun Clubs and Outfitters

NOTE: Click [HERE](#) for [Canada Border Services Agency](#) 1-800-461-9999 (voice only within Canada), 1-204-983-3500 or 1-506-636-5064

*

<p> Hunting and Fishing</p> <p>For regulations, licence requirements and your responsibilities, contact the Provincial or Territorial authorities. Provincial Websites Regulations and catch amounts are also available at most local hunting and fishing specialty stores, hunting lodges or fishing camps relating to your outdoor vacations</p>	<p> Anywhere in Canada –</p> <ul style="list-style-type: none"> ◆ Hunting IS NOT permitted in National Parks. ◆ Fishing IS permitted in National Parks ◆ Fishing Licence is required for fishing anywhere.
--	---



Pets are Welcome Too!

More Cross Border Info can be found on the [Q&A page](#) of www.rvliving.net

Reference [Animal Health services](#) at Canadian Food Inspection Agency – (CIFA)

- ◆ Shots for rabies should be given 35 - 60 days prior to your visit.
- ◆ Ask for the 3-year vaccine – ensure the expiry date noted on the rabies certificate.
- ◆ Assistance dogs are exempt of Import Restrictions if accompanied by owner.

This story was printed in FMCA (Family Motorcoach Association) magazine Spring 1998 and again in Feb 2003.

PET TRAVEL ACROSS BORDERS by Peggi McDonald

Rumours, rumours, rumours; where and how they start is always a mystery. Several years ago while working a Tampa RV Show for *Canada News*—a weekly publication for Canadians, John and I answered many questions about *Travel to Canada*. The most frequent questions pertained to Alaska getaways, but by far the most unusual tale surrounded pet

travel. Since we have two four legged ‘kids’ on board we relayed information we felt was accurate – pets that enter Canada must have a health certificate from a licensed veterinarian of Canada or the USA. It clearly identifies the animal and certifies that the dog or cat has been vaccinated against rabies during the preceding 36-month period.

NOTE: I personally thought rabies vaccination was required annually until I began researching this article – there are one year and three-year vaccinations - ensure the expiry date is indicated on pet medical papers. If the Rabies certificate is ‘NOT’ dated, this translates as a 12-month coverage. A vaccine is required once every three years to visit Canada. If certificate is dated, US authorities will honour the expiry date – otherwise re-vaccination is required at one-year intervals.

However another RVer carrying her tiny (canine) travelling companion said “Oh no, before you enter British Columbia you must have a special check-up within 30 days of crossing the border.” The vet she went to gave her (for a price) another verification without shots so she could cross the border. This sounded like a money grab, so the editor of the informative FMC magazine, asked us to check it out. I don’t know where these rumours begin but if something sounds out of sorts, my general advice is to contact the province or state (or the specific department) you are entering and ask – don’t listen to rumours.

Contact the [Animal Health Services](#) at Canadian Food Inspection Agency (CIFA) for details as to “What Can I Bring?”

Central 1-800-835-4486 (1-416-661-3039);
Western 1-888-732-6222 (1-604-666-9240);
Eastern 1-877-493-0468 (1-514-493-0468).

This link explains that **dogs and cats** could enter Canada if accompanied by a certificate of health from a veterinarian that clearly identifies the animal and verifies they were vaccinated against rabies at least once during the preceding thirty-six month period. No quarantine period is required. Vaccination is also NOT required if the cats and/or dogs are imported before it/they reach three months of age. More than two dogs (under 8 months of age) will require an import certificate and import permit in addition to the rabies requirements. No fees are assessed if these pets are visitors of the USA.

Special purpose dogs such as ‘seeing-eye’ or ‘hearing-ear’ guide dogs may be exempt from import conditions when the dog is accompanying the user. When you travel with animals under less than usual circumstances (such as carrying puppies or kittens for sale) play it safe and contact the CFIA prior to arriving at the border.

Rumours hurt us all and when one RVer passes inaccurate information to another RVer and it is acted upon before checking it out, suddenly a rumour becomes fact, plus something like the pre-examination of pets in my earlier example costs us RVers unnecessary cash. By the way agriculture animals do need a 30-day inspection but this ruling does not apply to pets such as dogs and cats from the USA.

Up to two **pet birds** referred to as ‘caged’ can enter Canada. This doesn’t apply to pigeons, doves, wild or game birds. The birds must be in good health and accompany the owner. Certification is required in writing that the birds have been in your possession for the ninety-day period preceding the date of importation and they have not been in contact with any other birds during that time. The owner or any member of the family must not have imported birds into Canada during the preceding ninety-day period. Certification forms are available at the border. No import permit or quarantine period is required under the above arrangement. More info is available from [Canadian Wildlife service](#) (CITES) or 1-613-997-1840.

Ferrets are welcome if owners present a veterinarian signed annual vaccination certificate. However turtles and tortoises, even as personal pets, may require a Canadian import permit before admission to Canada. **Foxes, skunks and raccoons**, (as personal pets only) may also be admitted to Canada if they have been in the personal possession of the owner in the country of origin and accompany that owner to Canada. Inquire if an import permit is required.

One important note... as a US traveller entering another country you should always check re-entry requirements, *before you leave home*. Contact the USA Department of Agriculture [Health Services](#) for answers to any questions. Saying “I didn’t know” is not a sufficient explanation for custom officials in either country. It would be traumatic for all concerned to discover you couldn’t take your beloved baby(ies) back home. **To avoid surprises know the facts before you arrive at the border. Become informed!**

[Back to Beginning](#)

[Back to Travel to Canada Contents](#)

[The Friendly Country to the North](#)

[General Information – Welcome to Canada](#)

[Border Crossing Information](#)

[More Tidbits of Info](#) – (Money, Currency, Gas/Fuel, Metric, etc)

[What Can I Bring with me?](#)

[Gun Control](#)

[Pet Travel](#)

[Toll Roads and Ferry Information](#)

[Trivia and Planning Tips](#)

[General Recap of RV Travel to Canada](#)

[RV Regulations](#)

[Valuable websites for CROSS BORDER INFO:](#)

[Trip Planning](#)

[TOURIST BUREAUS \(CANADA\)](#)

[CDN/U.S. NATIONAL PARKS \(and Federal Lands\)](#)

[US TOURISM](#)



Ferry and Toll Road Information



Only a few Provinces have 'toll roads' and the rates are low for these routes.

NOVA SCOTIA TOURISM – 800 565 0000 www.gov.ns.ca or www.explorens.com

- Between Truro and Amherst on Hwy 104--Trans Canada Highway (Cobequid Pass) there is short toll road. The route to avoid this toll is not recommended for large RV's.
- 2006 proposed cost – \$5.25 for an RV w/towed; \$4.00 for a car.
- **For more info call 1-902-668-2211 (1-877-727-7104-Maritime provinces only).**

ONTARIO – 1-800-668-2746 www.ontariotravel.net or www.407etr.com

- The toll road Hwy 407 is completely automated and an alternate to the 401. **NOT RECOMMENDED FOR VISITING RVERS.** Signs at the entry inform that large vehicles over 5000 kg (11000 lbs) require a transponder. (It's a device that fits on your windshield). This can be mailed to you **ON A LEASE AGREEMENT ONLY.** Details in the FAQ section of www.407etr.com
- Transponders are **FREE** but a lease amount is added to your bill. **RV's over the weight-limit WITHOUT a transponder could be assessed a hefty fine from the Ontario Provincial Police that regularly patrol the 407.**
- Although traffic may be lighter, it is **NOT** recommend RVer's take this highway if they are just passing through the city. RVer's without transponders may be charged a **\$50.00 fee** for automatic photographing of your vehicle – plus be assessed toll charges (approx 15-32 cents per km plus admin fees). An invoice listing the per/km toll charges plus a photo fee is mailed to the registration address associated with each vehicle tag. Payment agreements are in force with most USA State Licensing Agencies. For questions call **1-888-407-0407 (follow prompts or log onto www.407etr.com**

*

* [Back to the Beginning](#)

[Back to Travel to Canada Contents](#)

BRITISH COLUMBIA TOURISM— 1-800-663-6000 www.hellobc.com or www.gov.bc.ca

- Highway 5, the Coquihalla highway, between Kamloops and Hope is a toll road on the southern half - \$10.00 per single vehicle or RV (includes towed). For additional toll fees and information go to [Coquihalla](#)
- This 'go-gettum' good quality highway travels through picturesque hilly terrain with many steep inclines and declines. It can be a little challenging for large RVs but if you have good braking and power plus it offers a beautiful alternative drive.
- The recommended more gentle route is Hwy #1, the Trans Canada Highway. Although it is slower, with fewer hills, it is a very scenic drive. Go to [BC Highway info](#) or call 604 660 8300.

Ferries and Toll Bridges

**NOTE: Many bridges at border crossings assess tolls to cross.
Rates are generally not posted till just before the entrance.
USA and Canadian currencies are accepted.**

NOVA SCOTIA GENERAL INFO – 800-565-0000 www.novascotia.com or www.explorens.com

[Northumberland and Bay Ferries](#) -, 1-888-249-7245 (press O to talk to someone) – Call for sailing dates, departure times, length of sailing, etc.

- ◆ Rates change depending on time of year and size of unit.
 - ◆ Costs are separate for vehicles and passengers (seniors/children rates available).
 - ◆ Reservations recommended.
1. [Bar Harbor, Maine to Yarmouth NS](#) – Priced in US dollars. NOTE: This is a fast, [CAT ferry](#). Up 40 feet in length 14.6' in height. RV's allowed'
 2. [Portland, Maine to Yarmouth NS and return](#), Prices in US\$. NOTE: This is a fast, [CAT ferry](#) – up to 40 feet in length & 14.6' in height. 'RV's allowed'
 3. [Digby, NS to Saint John, NB Ferry](#) No restrictions. Prices are in Canadian dollars. (See PEI info for additional ferry info by this carrier).

*

* [Back to the Beginning](#) [Back to Travel to Canada Contents](#)

PRINCE EDWARD ISLAND (PEI) – 1- 888-734-7529 (1-888-PEI-Play)
www.peisplay.com

BRIDGE AND FERRY TO PEI

[Confederation Bridge](#) Vehicles only pay to leave the Island. 902-437-7300.

2006 Rate – Cost for car by bridge – \$40.50 for a return trip to visit PEI.

Cost for RV w/toad by bridge – \$40.50 plus \$6.75 per axle.

Cost for RV's by Ferry - Wood Island PEI to Caribou, NS.

2005 rates (2006 not approved at time of this update).

***under 20 feet is \$55.00

- ***prices over that length range from \$74 to \$88.50

NOTE: Contact [Northumberland Ferry Line](#) (carrier of the ferry to the Island) 1-888-249-7245 . Since you only pay on your return trip many visitors take the ferry over and return by bridge.

NEWFOUNDLAND (NFLD) TOURISM INFO – 1- 800-563-6353 – www.gov.nf.ca/tourism

[Marine Atlantic Ferry Terminal](#) – 1-800-341-7981 (Press O for assistance).

- ◆ There is 500 miles (812 km) of Island highway between the two Ferry docking points that leave from North Sydney, NS – Sailing times, departures times, length of sail vary.
- ◆ Rates depending on length of unit, vehicles and passengers costs are separate. RV rates begin with vehicles over 20'. Reservations are highly recommended. *No restrictions on length of RV.*

1. To [Port Aux Basques](#) (5.5 to 6.5 hours) – Rates differ – passengers extra.

NOTE: John and I travelled the short route to and from the Island during the summer of 2005. We have a 38-foot motorhome with car plus two-passengers. COST to travel separate was \$295.00 (NO Tax) – on return we stayed connected - \$317.00. Rates may change for 2006

This may seem high but if you associate it as a tank of gas/fuel for a 6.5-hour trip it becomes reasonable.

2. To [Argentia](#) (14 hours) – Rates again differ – passengers extra.
3. Pets must travel in your vehicle. Our Vet prescribed tranquilizers.

*

BRITISH COLUMBIA (BC) TOURIST INFORMATION – 1-800-663-6000

www.bcferries.com or www.gov.bc.ca/mcasw.ca/mcasw

- ◆ There are numerous ferries moving in and out of BC, plus from Seattle, Washington to BC, and between Vancouver Island and the mainland. Instead of listing each with prices, I am enclosing information and reservation phone numbers along with web pages. If web access is limited and these numbers do not provide the answers you are looking for, call the general BC Tourism number above for details.
- ◆ There is generally a **\$15.00 reservation fee**. Depending on travel dates, reservations may not be necessary.
- ◆ Call for sailing dates, departure times, length of sailing, etc. **well ahead of time**. Most Prices are in Canadian dollars, Costs are separate for vehicles, passengers and RV; **pets travel free but must be left in the vehicle**.

✚ [BC Ferry](#) General Information rates and info about BC Ferries 1-250-386-3431,

✚ If calling within BC, Alberta and Washington State dial 1-888-223-3779 or 1-888-BCFERRY.

ADDITIONAL FERRY WEBSITE/CONTACT NUMBERS

✚ [Coho Blackball Ferry](#) (1-360-457-4491 – Pt Angeles). From Pt Angeles, Washington to Victoria, BC (Van Is. – 1-250-386-2202). Call for more info, prices, sailing dates, departure times, length of sailing, etc

✚ [Victoria Clipper](#) ---Reservations – 1-800-888-2535 (US/ Canada), Outside BC (Seattle – 1-206-448-5000) (Victoria – 1-250-382-8100) – **foot passengers only** from Seattle to Victoria – ‘Fast Service’.

✚ Inland Ferries (in the Interior) – (Victoria – 1-250-382-8100). These ‘no cost’ ferries continue highway routes. There are 12 in all covering Arrow Lake, Kooteney Lake and Francois Lake.

✚ Inside Passage – Port Hardy to Prince Rupert plus several other routes – **BC Ferries at 1-250-386-3431** In B.C., Washington, and Alberta .call 1-888-223-3779. or 1-888-BCFERRY.

✚ [Alaska Marine Highway](#) Reservation – 1-800-642-0066 Juno Alaska (works in USA/CDA) or 1-250-627-1744

[Back to Beginning](#)
[Back to Travel to Canada Contents](#)
[The Friendly Country to the North](#)
[General Information – Welcome to Canada](#)
[Border Crossing Information](#)
[More Tidbits of Info](#) – (Money, Currency, Gas/Fuel, Metric, etc)
[What Can I Bring with me?](#)
[Gun Control](#)
[Pet Travel](#)
[Toll Roads and Ferry Information](#)
[Trivia and Planning Tips](#)
[General Recap of RV Travel to Canada](#)
[RV Regulations](#)
[Valuable websites for CROSS BORDER INFO:](#)
[Trip Planning](#)
[TOURIST BUREAUS \(CANADA\)](#)
[CDN/U.S. NATIONAL PARKS \(and Federal Lands\)](#)
[US TOURISM](#)



Trivia and Planning Tips

A recap for an enjoyable trip north

NOTE: Some items have been addressed elsewhere in this ebook but the information is important so it may be repeated in this section again.

MEDICAL INFO

- Be sure you carry proof of **Health Insurance** (*out of country medical coverage*) with you while travelling in Canada. Accidents and health problems can happen anywhere, at any time and may be as minor as a twisted ankle, or as serious as a heart attack. Daily hospital costs are in the vicinity of \$2000.00 Cdn\$. Payment verification is required at check-in either through insurance or by credit card. Be certain your Air Ambulance policy includes repatriation to YOUR home in the U.S.A. – not just to a more appropriate, larger or specialized hospital.
- **Emergency contact** in most places is “911” or dial “0” – (if busy, keep trying). A quick note to European travellers – in North America, emergency services is 911, not 999 or 112.

- **Prescriptions drugs** should be clearly identified and carried in the original packaging complete with comprehensive labels. If possible it is wise to carry a copy of your Pet Rx meds too. If you use syringes, please be certain to carry evidence of their usage.
NOTE: Many US residents buy their medications in Canada. All Rx filled in Canada must be written by a Canadian doctor. Check with a local pharmacist for the location of a doctor who may be able to assist in this process. For more information on purchasing these prescriptions in Canada go to the [Q & A page](#).
 - [Contact Center of Disease Control](#) for Travel in Atlanta, Georgia for general updates: Latest on [Avian Flu](#)
NOTE: There are NO current diseases to be concerned with in Canada.
-

GENERAL TRAFFIC REGULATIONS

Radars Detectors are illegal in all provinces and territories EXCEPT British Columbia and Alberta (In Saskatchewan – allowed in personal vehicle only) Fines for illegal ‘USE’, or ‘IN POSSESSION’ can be extensive!

- **Seat Belts** are MANDATORY in all provinces and territories but the Yukon.
 - **Headlights** must be on for one hour before sun-down and one hour after sun-up.
 - **Towing Regulation** – Go to [RV Regulations](#)
 - **Right turns on red** are OK everywhere in Canada EXCEPT some areas of Quebec
 - **Traffic fines** CANNOT be paid to any law enforcement officer.
 - **USA Drivers Licence** (see page 24 for more info) is OK but make sure you carry proof of vehicle Insurance while driving in Canada. Ask your Insurance Company for a **Non-Resident Inter-Provincial Motor Vehicle Liability Insurance Card**. It simply proves you have insurance and it is FREE for the asking. Call 1-416-226-7895 for further information.
-

STAYING IN CONTACT & MISCELLANEOUS

- **Receiving Mail** in Canada is no different than in the USA but it does take longer to get over the border. Our forwarded mail by Air Mail usually takes from 7-10 days but we allow for 14 –21 when possible. But **Global Priority Mail** in the USA is slated for 4-7 business days. **International Express Post** in Canada works the same way. Again we allow 7 days.
- *

- **CB's and cell phones** work great for International use especially within Canada. To use your US cell phone package in Canada, you will need to add a Canadian 'rider' to your USA 'one-rate' plan – it's usually an inexpensive option. Canadian cellular services have international agreements with some of the larger cellular services in the USA, but not all plans will cover all areas.
- **Pay Phones** are still at .25 cents Cdn for local calls and they are located everywhere. For Long distance calls in many areas you can use Credit Cards, but low cost phone cards are also sold in convenience stores. It sometimes takes more than one unit to connect to another country. If your US phone card does not have an access code you may save some money if you dial 1-800-CALL-ATT before you dial the LD number.
- **Tips/service charges** in a restaurant are not generally added to the bill – standard tip is 15% before taxes.
- Finally a '**two-four**' is a case of beer with 24 bottles or cans. Canadian beer generally has higher alcohol content.

More Cross Border Info on the [O&A page](#) on www.rvliving.net.

[Back to Beginning](#)

[Back to Travel to Canada Contents](#)

[The Friendly Country to the North](#)

[General Information – Welcome to Canada](#)

[Border Crossing Information](#)

[More Tidbits of Info](#) – (Money, Currency, Gas/Fuel, Metric, etc)

[What Can I Bring with me?](#)

[Gun Control](#)

[Pet Travel](#)

[Toll Roads and Ferry Information](#)

[Trivia and Planning Tips](#)

[General Recap of RV Travel to Canada](#)

[RV Regulations](#)


[Valuable websites for CROSS BORDER INFO:](#)

[Trip Planning](#)

[TOURIST BUREAUS \(CANADA\)](#)

[CDN/U.S. NATIONAL PARKS \(and Federal Lands\)](#)

[US TOURISM](#)



General Recap of RV Travel to Canada

(More [Border](#) Info)

Border Info Recap:

Roads;

Access to Large Cities:

Provincial Police Forces:

Canadian Campgrounds;

Membership/Discount Clubs;

10% off overnight fees;

Provincial & National Pks

& Conservation areas:

Reservations at Parks:

Municipal Campgrounds:

No-Cost Stops:

RV Friendly Truck Stops;

Large Rest Areas;

(Travel Centres):

Canadian Dump Stations;

Water:

Climate;

Weather Reporting:

Official Languages:

Best time for RV Visits:

Popular RV Locations:

Crime:

Personal Security:

Internet Access:

Satellite dishes

I regularly present seminars at large conventions. The following is an overview of **important points** that I feel need reinforcing for a successful visit to Canada. It relays what visitors *should know to travel Canada - not specifically of what to see.* . Canada is a fantastic place with too many attractions to mention.

Order your [Provincial Travel Guides](#) and the "[In Canada](#)" Information Guide – Allow several weeks for them to arrive.

BORDER INFO RECAP

USA and Canada are each unique but so similar. When I first began putting seminars together I was shocked to discover I had seven pages of a double space listing of differences from one side of the border to the other. Canada and United States of America co-exist on each side of the world's longest undefended border but yet we ARE two different countries. Canadians spell differently than Americans and sometimes we talk differently plus Canada has much less population. However our two countries have a mega amount in common as well. **The good news is not much has changed for RVers at the border since 2005. Changes following 9/11 and the Iraq war have now settled into a sense of new normalcy.**

* [Back to the Beginning](#)

[Back to Travel to Canada Contents](#)

Follow these simple suggestions and your crossing should be uneventful.

- >>>Go through the car lanes, **NOT** the Truck lines.
- >>>Some crossings have separate RV Lanes.
- >>>Don't be glib or smart with officials.
- >>>Take off your sunglasses.
- >>>Answer **ONLY** the questions asked.
- >>>Volunteer nothing more.
- >>>Follow a 'Golden Rule Respect' to agents at the border.

Don't try to conceal things. **Officials are aware of every hiding place.** Searches happen only occasionally, but they can occur while entering either country. In our 21-years of fulltiming and during numerous jaunts across the border in both directions, we have only been searched one time and it wasn't extensive. On one other occasion we encountered a difficult agent. For the most part, all of our crossings have been hassle free. At times we have been asked more questions than previous crossings.

If you **meet up with a disagreeable agent** there is a chain of command after the fact. If you are unhappy with what you feel was **unfair treatment**, ask for the badge number of the agent you are talking to, then request to talk to a supervisor. If that doesn't work, then register your complaint with [Canadian customs](#) or Call 1-204-983-3500 (1-800-461-9999) [Dept. of Foreign Affairs](#) 1-613-944-4000 (1 800-267-8376 in Canada)

Be aware, your RV is **no different than a suitcase at the airport.** You may be asked to OPEN storage compartments or LEAVE your unit. Expect to REPACK RV contents similar as you would a suitcase. While at the border, rights of travellers are limited.

NOTE: I repeat NEVER volunteer you are FULLTIMING. Officials feel if with no reason to return, you could abandon your homeland and possibly become a burden on the host country. If asked where you are from, always answer with your official residence – such as is listed on your drivers licence.

Some agents may want proof you live in one spot. They may ask for an electric or phone bill, but this is not the general rule. Your RV may be your home but it is only a vehicle at the border.

ROADS

Most are generally good except for some summer construction. Although like all areas throughout North America, some provinces (states too) do have less than perfect highways, especially in the spring after a harsh winter. Of course travelling on secondary roads take you to out-of-the-way interesting places and RVers who take their time will see more. These more scenic roads have much less truck traffic as well.

The numbers of lanes on Canada's major roadways range from the usual two throughout most of Canada. Occasionally you will see an extra passing lane on some highways – others include many curves and hills. The numbers of lanes also increase depending on the size of the city – for instance in downtown Toronto, the capital of Ontario, driving lanes expands to 16.

In this progressive city as well as in busy communities across Canada, it is wise to drive in the center lane – **try to limit the times on these busy roads between 10 AM and 2 PM** to avoid the heaviest traffic. The Trans Canada highway is one continuous strip of pavement from east to west, however highway numbers change as it moves from one province to another.

*NOTE: When radio/TV report highway accidents, the general location Canadians use is **km** number, **highway** number and the **closest** town.*

Most of Canada's population has settled along the southern portion of this large country mass, but it is also a joy to explore the central and northern routes. History and culture abound in these areas.

ACCESS TO EVENTS IN LARGE CITIES is not a problem.

In most cases our cities are small enough to drive through them *en route* from 'A-B' with little problem. If you are spending time in an area, the campground can offer suggestions on where to park so you can use public transit. Places such as Ottawa, the capital of Canada, have a scenic Parkway bordering the Ottawa River. This simplifies access from outside the city to downtown. However parking is costly and finding a place to park an RV can be challenging. They just do not fit in the majority of these heavy traffic locations. A better solution is to park in a shopping centre and take public transit.

Toronto has a very convenient subway system and Ottawa, the capital, operate a bus route that is much like an above ground subway system. The busses travel on separate lanes away from traffic. In Quebec City the parks offer suggestions to drive downtown but tour busses also pick campers up at the campground. Most main cities in Canada will have a similar arrangement if parking and traffic presents a problem.

PROVINCIAL POLICE FORCES –

The **Royal Canadian Mounted Police (RCMP)** are the main Provincial Police Forces in each province. However, Ontario (OPP) and Quebec (QPP) both have separate provincial police forces. All cities, towns and villages hire local police forces to keep control of crime and maintain security. www.policelink.ca

* [Back to the Beginning](#) [Back to Travel to Canada Contents](#)

CANADIAN CAMPGROUNDS GENERAL INFO

During hot, dry summers, expect occasional campfire bans!

RV Parks range from intimate getaways to full service five-star resorts. Depending on location and the amount of RV traffic during the short Canadian summer, most will be upgraded to 30-amps (with some 50-amp) but in rural areas RVers may still find a few 15-amps. A vast number of parks have added BIG RIG sites as well. Most Canadian parks are listed in the large International Campground Directories such as Trailer Life or Woodall's. These 4-inch thick publications along with others are available from many bookstores and RV dealers.

Provincial parks are also featured on the [provincial websites](#). Call the toll-free number of the province you hope to visit – request a travel guides, provincial camping guide and a map. You can also obtain this by visiting Provincial Tourist Bureaus at the borders. Reservations are recommended because the number of RVers visiting the friendly country to the north is rising each year.

‘MEMBERSHIP PARKS’ in Canada include

- ◆ CCC ([Coast to Coast](#)), (in BC, AB, MB, ON, QC, NB, NS);
- ◆ RPI ([Resort Parks International](#))(in BC, AB, QC, ON);
- ◆ [Thousand Trails](#) (only in BC);
- ◆ Other such groups also have parks in Canada – the above three are the main ones.

‘DISCOUNT CAMPING’ SYSTEMS such as

- ◆ [Happy Camper](#) also have parks in Canada
- ◆ So does [Passport America](#)

NOTE: Parks from Happy Camper Discount Club are also listed on the ‘Free Trip’ planning website service at www.freetrip.com - click on campgrounds in the planning page preview. My FREE e-book Vol One on <http://www.rvliving.net> also offer more details reference Membership and Discount camping.

- ◆ Although in some areas, ‘Discount Camping Clubs’ may have blackout dates over the busy summer months and occasionally during weekends, but if you stay four nights or longer, you begin to save money on camping costs.
- ◆ A 10% DISCOUNTS for Good Sam, FMCA (Family Motor Coach Association), KOA (Kampgrounds of America), ‘AAA’, etc. also apply in Canada. If you belong to a different club, during check-in ask if they give a discount to members of your RV club. All they can say is “NO”. Depending on how full they are, they may say “Yes!”
NOTE: Another source to locate a Canadian campground and make [on-line reservations](#) see (also check out portions under construction)

PROVINCIAL AND NATIONAL PARKS PLUS CONSERVATION AREAS

- **Canada has** 41 National Parks, 3 National Marine Conservation Areas and over 149 National Historic sites plus several UNESCO World Heritage sites. These parks charge a user fee as well as camping fees to enjoy these outstanding scenic utopias.
- **For Information on these [National Icons](#)** Call -888-773-8888, ask for their provincial guidebooks.
- In 2004, [Parks Canada](#) reservation service began operating a pilot project so visitors can reserve campsites in a selected number of **National Parks** across Canada. (2006 – 20-parks can be reserved). For details, log onto or 1-877-737-3783 (1-877-RESERVE). Parks not participating in this pilot program will continue to operate on a first come first serve basis.
- You can also call or **stop at the welcome centres** of each province individually to ask for information and directories covering the Provincial Parks in their area.
- The number of **Provincial Parks and/or Protected Areas** in each province are simply too numerous to mention. For instance as of 2004, there are 22 in Manitoba, 212 in Alberta, 817 in BC, 107 in Ontario, 14 in Newfoundland; 13 parks in PEI that offer camping – similar numbers continue for each of Canada’s provinces or territories. Number of parks change and there are quite a few more across Canada that are available for ‘Day-Use’.
- There is also a selection of **Conservation Areas** to explore. Some locate in the heart of a city such as Indian Line Conservation Area on the border of Mississauga and Brampton. Others nestle in wooded areas. To locate these parks contact the provincial [Tourist Bureaus](#).

RESERVATIONS

All parks are heavily booked for long weekends, busy festivals and in popular destinations. July and August are also very active times in most areas but Monday to Thursday parks are less busy than weekends. During summer it is recommended you make reservations. However there is occasionally a non-refundable fee to reserve a campsite, especially at the Provincial and National parks. Each dollar spent in Canada is equal to \$0.87 – \$0 88 US\$.

Example: If a CG charges \$25.00 Cdn, converted (x 0.87 cents) it becomes approximately \$21.75US\$. This rate usually includes full hook-ups in a park with many amenities.

*

MUNICIPAL CAMPGROUNDS

These parks are one of the most enjoyable and best-kept secrets. They are located in many quaint small towns bordering secondary highways. I'm not aware of any listing of these gems. The only notice you will see is a camping sign when you are driving from 'A to B'. Some of these secluded places offer amenities with hook-ups, while at others – the settings can range from picturesque to basic but overnight rate is usually low. Payment may even be on the honour system – simply fill out a registration form and drop it, along with your money, into a box. In most areas once you are set up, it is a short walk to downtown for shopping or a visit to the local coffee shop.

NO-COST STOPS:

Most Canadian *Wal*Marts* welcome RVers for short sleep stops. ALWAYS ask management if there are any regulations or by-laws prohibiting any overnight parking. In all parking lots it is wise to **park with your doors facing the people** and the cameras as well – just to add an extra degree of safety.

*Wal*Marts* on their own are more able to accommodate RV's and welcome overnight stops than *Wal*Marts* that are part of a mall. In these parking lots, never set up camp with awnings BBQ's, slides, jacks, etc. on either side of the border. Be sure you only park for a sleep stop, NOT an extended getaway.

NOTE: Be considerate – these freebie places are also not equipped to dispose of household garbage. Why not save yours till you check into a campground?

RV FRIENDLY TRUCK STOPS (TRAVEL CENTRES)

Flying J (three in Canada and more proposed), Husky, Irving, Ultra Mar, Truck Stops of America etc. make great rest stops. We generally park in close proximity, but slightly away from the trucks so our sleep will be as quiet as possible. If these places post a sign for "No Overnight Camping" ask to talk to the manager and explain you only want to sleep. You may or may not be allowed.

LARGE REST AREAS

Highway 401 is the major route through Ontario. These rest areas are safe for overnight stops, but they will be busy (maybe noisy) places and parking in some could be limited. However just like anywhere in North America stopping at an isolated rest area may NOT be your best choice. If you are the only RV in any area, you are leaving yourself wide open to possible problems – Do NOT put yourself at risk in any country.

RVers in provinces such as Newfoundland sometime park in the gravel pits – in parts of BC, they camp without hook-ups beside secluded lakes. We were even invited to stop at one tourist bureau in Alberta – but that is not the norm. There may be additional places in all provinces – check with the local provincial tourist bureau to ask what restrictions are in place for overnight stops in so-called 'freebie' places

* [Back to the Beginning](#) [Back to Travel to Canada Contents](#)

Canada is a relatively safe country crime-wise, but everyone should make a concentrated effort to travel 'street-smart'. No matter where your adventures take you, always be fully aware of your surroundings.

NOTE: A camping and general resource for RVers heading to Alaska, Yukon, NWT and Northern BC is available at www.karo-ent.com

SOME CANADIAN DUMP STATION LOCATIONS

Unfortunately at this point, one combined listing of Dump Station locations in all Canadian provinces is unavailable. Some listings are featured in several of the thick **International Campground Directories** (Trailer Life-2005 issue – see page 132). Occasionally dump stations are located at **tourist bureaus or local chamber of commerce centres**. If you call the main number of each **provincial tourist bureau** (see [Canadian Tourist Bureaus](#) for contact phone numbers), they may be able to relay the locations of dump stations in the area you're visiting.

Several years ago in **British Columbia, the staff at the Visitor Info Centres** photocopied (we paid the copy cost) all listings for our reference. This province has a good selection of FREE or low cost access to dump stations - some are in **large gas stations**. But there will not usually be many in rest areas.

Another option is to ask at the major **truck stops**. For instance Flying J Travel Centres have dump stations, but also look for them at additional RV friendly gas/fuel truck stop chains such as Husky, Ultra Mar, Truck Stops of America, Irving etc.

If you find a **campground that is open year round** their dump stations will be available for a fee. Canada's only [National RV Club](#) has posted their annual [Canadian campground directory](#) on line. Each listing tells you if a park is open year round. You may also find similar info in [Woodall's printed directory](#). Go to province and city and click OPEN YEAR ROUND to find a park.

WATER

Most of us RVers take the quality of water for granted – although some add many types of filters to their RV's. On the good side of things, in the majority of areas it is safe, tasty and tested. Several years ago a small town in Ontario went through a bad water episode that rocked the province. Since then, RV parks test water regularly – results should be posted. Bottled and commercial water is also widely available but refill stations are NOT usually in outside kiosks due to cold winter weather. Look for them in grocery stores or drug stores.

* [Back to the Beginning](#) [Back to Travel to Canada Contents](#)

CLIMATE

Take a look at the climate in north USA and Canada's weather is similar. I am happy to say that it does not generally snow in the summer. In fact, during late June to mid August it can be absolutely pleasant in the mid 70's-80's but it can also get downright hot in many places as well. However, also expect a few cool, wet 'not so good' travel days during your visit. Expect areas near the Great Lakes or large waterways to be humid. Although the east, west and north sections of the country boast of dry pleasant conditions – however these days it is impossible for anyone to predict the weather. Many years we don't use our A/C all summer – other times it can be on 24/7. Climate is variable everywhere, even during Canada's normal warm months of July and August. Spring and fall are extremely colourful with sunny picture perfect days.

REPORTING OF STORMS AND BAD WEATHER PATTERNS

Canada routinely reports location of weather by towns and villages, rather than by counties. They are sometimes slow in admitting to tornadoes; instead the warning/watch – 'Severe Thunderstorm Warnings' include high winds, hail, rain and tornados.

OFFICIAL LANGUAGES:

- ◆ Canada is a Mosaic of Nations – it consists of an interesting, informative and extensive blend of cultures. Museums and celebrations explain the history of our Native American and Eskimo population along with presentations featuring every nation in the world. It is all here. A plethora of International festivals abound. Visitors are always welcome and encouraged to participate.
- ◆ English is the predominant language, but **Canada is officially bilingual in French and English** – although numerous other languages are spoken throughout this country. Quebec has many areas where the only language spoken may be French, but a smile, a pencil and paper along with sign language will usually take you through any problem. Someone nearby usually speaks a basic level of English. The above is the practice we followed when we travelled Mexico for seven winters – our Spanish was minimal but it worked.
- ◆ **Multilingual cities - Quebec** is such a beautiful historic province; it would be a shame to avoid it because you think you might not speak the language. **New Brunswick, northern Ontario and Manitoba** also have numerous communities where French is the primary language but usually finding someone to speak English is not a problem. In **British Columbia, and parts of Alberta** you will find a tremendous amount of Asian languages spoken. In a nutshell, Canada is a mosaic of numerous nationalities. Come and enjoy a worldwide education.
- ◆ John and I do not speak French but several years ago we planned an RV Rally in historic Quebec City and we made all the arrangements with very few problems following the suggestions above. It is one of our favourite places to travel.

THE BEST TIME FOR AN RV VISIT

- ◆ A visit from mid May to late September is the perfect time. During winter, it's a fun place if you are into skiing, winter sports etc. – but Canadian winters can be harsh and not conducive to great RV adventures. Although some RVers love to take their RV to a campground some open year-round for a ski holiday etc – check these locations in the large campground directories mentioned above.
 - ◆ Provincial camping directories available from [Canadian Tourist Bureaus](#) may also provide getaway ideas. Each spring the flowers come alive in brilliant colours and by fall, the trees don a cloak of vibrant colours. Because numerous events, festivals, carnivals etc. 'happen' year-round, there really is no one particular time for a visit.
SPECIAL SITES - Events, activities and focus on [short day trips](#): (Ontario). This site features '[great drives](#)'.
-

POPULAR RV LOCATIONS

- ◆ It all depends on your interests. The choice of fun things is too numerous to mention. It is impossible to explore everything from coast to coast during a few months. However each province has its charms, no one particular place stands out – from east to west, outstanding utopias are waiting.
 - ◆ Populated areas in Canada resemble a wide band of memorable places encompassing approximately 3000 miles of picturesque country from east to west. Visitors should plan on discovering one area (or province) at a time to do it justice. Don't forget to also head north to experience yet another dimension of Canada.
-

CANADA'S CRIME RATE

There is crime in every location, but Canada is relatively low on the scale compared to many countries worldwide. That is mainly because our population is less than similar popular destinations. On a world scale, most cities in Canada are on the small size – be aware that NO destination is crime-free. All RVers should learn to travel 'Street Smart' – not-so-nice people flock wherever crowds do.

PERSONAL SECURITY

Make photocopies of your driver's license, passport and all credit cards. Keep one copy with you in a separate secure place, and also ask a friend to keep a copy.

INTERNET ACCESS –

- ◆ Many USA ISP's include local dial-up access in Canada as do Cdn ISP's that have dial-ups in the U.S.A. Before you leave home, shop around for an International ISP. WIFI is catching on in Canada but not as fast as it is south of the border. I am unsure how many RV Parks are so equipped, but some Flying J's; a variety of truck stops and McDonald restaurants along Highway 401 are equipped with 'WIFI hot spots'. The city core of Toronto is planning to convert the entire area a hotspot during 2006.
No one business offers this new technology at every stop. Cyber Cafés featuring Hi Speed are surfacing in many areas including small towns. Internet access is available in modem friendly RV Parks and public libraries are fairly accessible. More facilities are opening up at regular intervals. Pocketmail too works in Canada/USA 1-800-320-6727 or from a landline call 1-800-762-5386.
-

TO SET UP THE DISH OR DIRECT TV SATELLITE DISHES

- ◆ Locate the USA ZIP Code south of your Cdn location from an International Campground Directory such as Trailer Life or Woodalls. With this information, set up your dish the same as you do in the USA. Our Canadian **Express Vu** uses altimeter and altitude settings. (Cdn '**Express Vu**' [satellite coordinates](#) for USA).

NOTE: **Dish and Express Vu** have an agreement between them that restrict customers to operate their satellite system out of their country of purchase (location of your home address). However the satellite signal is not aware it is only expected to work in your home country. Set up as normal but just don't phone your provider for assistance when you are north of the border.

Enjoy your Adventure. Please come back often.

[Back to Beginning](#)

[Back to Travel to Canada Contents](#)

[The Friendly Country to the North](#)

["Welcome to Canada" – General Information](#)

[Border Crossing Information](#)

[More Tidbits of Info](#) – (Money, Currency, Gas/Fuel, Metric, etc)

[What Can I Bring with me?](#)

[Gun Control](#)

[Pet Travel](#)

[Toll Roads and Ferry Information](#)

[Trivia and Planning Tips](#)

[General Recap of RV Travel to Canada](#)

[RV Regulations](#)

[Valuable websites for CROSS BORDER INFO:](#)

[Trip Planning](#)

[TOURIST BUREAU \(CANADA\)](#)

[CDN/U.S. NATIONAL PARKS \(and Federal Lands\)](#)

US TOURISM



Provincial and Territorial RV Regulations

These regulations are also listed in International Campground Directories such as Trailer Life and Woodalls.

Sometimes the provinces do not enforce ALL regs to the letter PLUS some info or regulations on various sites differ. You must determine how these rules apply to you.

NOTE: British Columbia DOES enforce the towing regs for 'toads'
Current listings on sites listed below will keep everyone informed.



Click here for [supplementary braking](#) info plus general regulations



Another site featuring [RV regulations](#)



For [U.S.A. towing regulations](#) log onto



Valuable websites for CROSS BORDER INFO:

- ◆ To order the FREE '[IN CANADA' TRAVEL GUIDE](#) 2006'
- ◆ [Canadian customs](#) OR [Info for Visitors](#) Call 1-204-983-3500 (1-800-461-9999).
- ◆ [I Declare Booklet](#) – Explains what returning Canadians can bring home.
- ◆ [Dept. of Foreign Affairs](#): 1-613-944-4000 (1-800-267-8376 in Canada)
- ◆ General info [About Canada](#): 1-800-O-CANADA.
- ◆ [US Customs Info](#) 1-202-354-1000 or 1-877-CUSTOMS (U.S.A. only)

- ◆ **Customs and border protection services** (Department of [Homeland security](#))
- ◆ **Canadian Government** - [Consular Affairs](#).
- ◆ [Canadian Firearm Center](#) & **Firearm use** in Canada; 1-800-731-4000
- ◆ **PETS-** [Animal Health Services](#) at [Cdn Food Inspection Agency \(CFIA\)](#): *East: 1-877-493-0468 (1-514-493-0468) Central 1-800-835-4486 (1-416-661-3039) West: 1-888-732-6222 (1-604-666-9240).*
- ◆ **Leave your [plants](#) behind.** For more info plants---see also Cdn Food Inspection (CFIA) link and phone numbers above).
- ◆ [Animal & Plants](#) to the USA Call 1-301-734-8645 or 1-301-734-7830.
- ◆ [Transport Canada](#)
- ◆ **RCMP ([Royal Canadian Mounted Police](#)) Agencies** across Canada plus Individual Provincial Towing charts:.
- ◆ [Federal GST/HST Tax Refund](#) for visitors: 1-800-668-4748 or 1-902-432-5608. MAILING ADDRESS: Summerside Tax Centre, 275 Pope Rd, Summerside, PEI, C1N 6C6.
- ◆ [Importing a vehicle into Canada](#) (a place to start if buying in the USA) 1-888-848-8240 or 1-416-626-1803:
- ◆ **Great site for [Canadian Information](#):**
- ◆ [Citizen and Immigration](#) Canada:
- ◆ **Info (in French) on [Quebec facilities](#) accessible for persons with restricted physical abilities:** 1-514-252-3104:
- ◆ [US Immigration Support and Naturalization](#) / [US Immigration Services](#)
- ◆ Cdn '[ExpressVu](#)' satellite coordinates for USA.
- ◆ [Direct TV](#): (NOTE: Set up by using the ZIP code of a campground listed in a large directory just south of your location).
- ◆ [Dish Network](#): (NOTE: Set up by using the ZIP code of a campground listed in a large directory just south of your location)

NOTE: Only call your satellite company fro help within the country where you bought your system. It is legal to use a satellite system on both sides of the

border although some satellites companies are part of a joint agreement and they want you to think you are doing something wrong. The signal comes in wherever you are if you know how to set it up.

TRIP PLANNING WEBSITES

- ◆ Route and distance planning – www.freetrip.com
- ◆ Conversion Exchange Rates – www.x-rate.com
- ◆ Map planning – www.randmcnally.com and www.mapquest.com
- ◆ Fuel and gas info - www.gaswatch.org
- ◆ Internet café guide <http://www.world66.com/search>
- ◆ WiFi Locations throughout North America <http://hotspots.wirelesstrips.com>
- ◆ Online Travel Resources – www.keepexploring.ca/tc_redesign/app/en/ca/travelwebsites.do

[Back to Beginning](#)

[Back to Travel to Canada Contents](#)

[The Friendly Country to the North](#)

["Welcome to Canada" – General Information](#)

[Cross Border Information](#)

[More Tidbits of Info](#)— (Money, Currency, Gas/Fuel, Metric, etc)

[What Can I Bring with me?](#)

[Gun Control](#)

[Pet Travel](#)

[Toll Roads and Ferry Information](#)

[Trivia and Planning Tips](#)

[General Recap of RV Travel to Canada](#)

[RV Regulations](#)

[Valuable websites for CROSS BORDER INFO:](#)

[Trip Planning](#)

[TOURIST BUREAUS \(CANADA\)](#)

[CDN/U.S. NATIONAL PARKS \(and Federal Lands\)](#)

[US TOURISM](#)



TOURIST BUREAUS (CANADA)

(You can also call states/provinces for weather info).

PHONE NUMBERS/WEBSITES FOR Canadian provinces and Territories. You can also call 1-800-555-1212 and ask for the 'toll-free' of the province you plan to visit.

SPECIAL SITES –

Events, activities and focus on short day trips: (Ontario) www.daytripping.ca
Great Drives in Canada. Download your free directory: www.getgoingcanada.ca
Go RVing is also in Canada www.gorving.ca

General CANADIAN Information 1-800-O-CANADA: www.canada.gc.ca

CANADIAN TOURISM Commission: www.travelcanada.ca

BRITISH COLUMBIA: 1-800-663-6000 or 1-604 435 5622: www.hellobc.com.
Provincial Parks: www.bcparks.ca
Road Conditions: www.th.gov.bc.ca/bchighways (1-604-420-4997 - \$.75 p/min)

Travel ALBERTA: 1-800-ALBERTA: www.travelalberta.com
Provincial Parks: www.cd.gov.ab.ca/park (click on Provincial Parks)
Road Conditions: www.ama.ab.ca -1-800-642-3810 (in Alberta) or 1-780 471 6056

Tourism SASKATCHEWAN: 1-877-237-2273; www.sasktourism.com
Provincial Parks: www.saskparks.net 1-800-205-7070 (in Sask) 1-306-787-2700
Road Conditions: www.highways.gov.sk.ca 1-888-335-7623 (in SK) 1-306 787-7623

Travel MANITOBA: 1-800-665-0040: www.travelmanitoba.com
Provincial Parks: www.out-there.com/htl_mb.htm 1-800-214-6497
Road Conditions www.gov.mb.ca/roadinfo 1-204-945-3704

ONTARIO Travel: 1-800-668-2746 (800-ONTARIO): www.ontariotravel.net; or
www.tourism.gov.on.ca or www.southernontario.org
Provincial parks: www.ontarioparks.com 1-800-ONTARIO
Road Conditions: www.mto.gov.on.ca 1-800-265-5407

*

* [Back to the Beginning](#) [Back to Travel to Canada Contents](#)

Tourism QUEBEC: 1-800-363-7777: www.bonjourquebec.com Click English links
Provincial Parks: www.sepaq.com 1-800-665-6527 Click English links
Road Conditions: www.mtq.gouv.qc.ca 1-888-355-0511 (in QC);

Tourism NEW BRUNSWICK: 1-800-561-0123: www.tourismnewbrunswick.ca
Provincial Parks: www.tourismnewbrunswick.ca: 1-800-561-0123
Road Conditions: www.gnb.ca: 1-800-561-4063 (in NB): 1-506-453-2611

NOVA SCOTIA Tourism: 1-800-565-0000 or 902 492-4833 www.novascotia.com
or reservations www.checkinnovascotia.com
Provincial Parks: www.parks.gov.ns.ca 1-902-662-3030, ask for op 30
Road Conditions: <http://www.gov.ns.ca> 1-902-424-2297

PRINCE EDWARD ISLAND: 800-463-4734 or 888-734-7529 (PEIPLAY)
www.peisplay.com
Provincial Parks: www.peisplay.com/parks 1-888-PEIPLAY
Road Conditions: www.peisplay.com 1-902-368-5100

Tourism NEWFOUNDLAND/LABRADOR 1-800-563-6353:
www.newfoundlandandlabradortourism.com
Provincial Parks: <http://www.env.gov.nl.ca/parks/parks> 1-877-214-2267.
Road Conditions: www.roads.gov.nf.ca 1-800-563-6353 (tourist staff provide info)

Tourism YUKON: 1-800-789-8566: www.touryukon.com
Territorial Parks: <http://www.touryukon.com/Parks.asp> 1-867-667-5648
Toll free (in Yukon): 1-800-661-0408, local 5652
Road Conditions <http://www.gov.yk.ca/roadreport> 1-867-456-7623
Toll free (In Yukon): 1-877-456-7623

NORTHWEST TERRITORIES: 1-800-661-0788: www.nwtravel.nt.ca
Territorial Parks: www.dehchotravel.com 1-800-661-0788
Road Conditions: www.dehchotravel.com 1-800-661-0788

NUNAVUT Tourism: 1-800-491-7910 www.nunavuttourism.com
Territorial Parks: www.nunavutparks.com
Primitive camping only – no services/sites
Road Conditions: No roads connect the communities – air travel only

*Camping and general Resource for RVers heading to Alaska, Yukon, NWT
and Northern BC: www.karo-ent.com*

*



CDN/U.S. NATIONAL PARKS (and Federal Lands)

NATIONAL PARKS OF CANADA: 1-888-773-8888: www.parkscanada.gc.ca

U.S. National Park information (Golden Age Senior Pass available only to US residents):
or call toll-free at 1-888-467-2757: www.nationalparks.org or www.nps.gov

Nat'l Park Reservations: www.nps.gov/pub_aff/camping.html

(Golden Age seniors' pass available - only to US residents)

For more info if you are 62 or older, you can save really big! Get details at
http://www.nps.gov/fees_passes.htm

Online tour of the U.S. National Parks: www.us-national-parks.net

[Back to Beginning](#)

[Back to Travel to Canada Contents](#)

[The Friendly Country to the North](#)

["Welcome to Canada" – General Information](#)

[Cross Border Information](#)

[More Tidbits of Info](#) – (Money, Currency, Gas/Fuel, Metric, etc)

[What Can I Bring with me?](#)

[Gun Control](#)

[Pet Travel](#)

[Toll Roads and Ferry Information](#)

[Trivia and Planning Tips](#)

[General Recap of RV Travel to Canada](#)

[RV Regulations](#)


[Valuable websites for CROSS BORDER INFO:](#)

[Trip Planning](#)

[TOURIST BUREAUS \(CANADA\)](#)

[CDN/U.S. NATIONAL PARKS \(and Federal Lands\)](#)

[US TOURISM](#)



US STATE TOURISM SITES



General US Tourism: www.ustourism.com

To find *PHONE NUMBERS/WEBSITES* FOR States in the U.S.A., call 1-800 555 1212 and ask for the 'toll-free' of the state you plan to visit.

Huge Resource for USA Travel Ideas: www.Americanjourneys.com

ALABAMA: 1-800-ALABAMA (USA only) or 1-334-242-4169: www.touralabama.org

ALASKA: 1-907-929-2200: www.travelalaska.com

Camping Resource for Alaska, Yukon, NWT & Northern BC: www.karo-ent.com

ARIZONA: 1-888-520-3434: www.arizonaguide.com

ARKANSAS: 1-800-628-8725: www.arkansas.com

CALIFORNIA: 1-800-462-2543: www.visitcalifornia.com

COLORADO: 1-800-265-6723: www.colorado.com

CONNECTICUT: 1-800-282-6863: www.ctbound.org

DELAWARE: 1-800-441-8846: www.state.de.us/tourism

FLORIDA: 1-888-735-2872: www.flausa.com

GEORGIA: 1-800-847-4842 www.georgia.org

HAWAII: 1-800-GOHAWAI (1-800-464-2924): www.gohawaii.com

IDAHO: 1-208-334-2470 (Ch. of Com) 1-800-635-7820 (USA only): www.visitid.org

ILLINOIS: 1-800-2CONNECT: www.enjoyillinois.com

INDIANA: 1-800-289-6646: www.enjoyindiana.com

IOWA: 1-800-345-4692: www.traveliowa.com

KANSAS: 1-800-2KANSAS: www.travelKS.com

KENTUCKY: 1-800-225-8747: www.kytourism.com or www.kentuckytourism.com

LOUISIANA: 1-800-994-8626: www.crt.state.la.us or www.louisianatravel.com

MAINE: 1-888-624-6345: www.maineattraction.com

MARYLAND: 1-800-MD-IS-FUN (USA only) or 1-410-269-0642 (Ch of Commerce)
www.mdifun.org

MASSACHUSETTS: 1-800-447-6277: www.mass-vacation.com

MICHIGAN: 1-888-784-7328: www.michigan.org

MINNESOTA: 1-800-657-3700: www.exploreminnesota.com

MISSISSIPPI: 1-800-927-6378: www.state.ms.us

MISSOURI: 1-800-519-0900: www.missouritourism.org

MONTANA: 1-800-847-4868 (US only) 1-406-442-2405 (Ch of C): www.visitmt.com

NEBRASKA: 1-800 228 4307: www.visitnebraska.org

NEVADA: 1-800-638-2328: www.travelnevada.com

NEW HAMPSHIRE: 1-800 386 4664: www.visitnh.gov

NEW JERSEY: 1-800-847-4865: www.visitnj.org

NEW MEXICO: 1-800-733-6396: www.newmexico.org

NEW YORK: 1-800-225-5697: www.iloveny.state.ny.us

NORTH CAROLINA: 1-800-847-4862: www.visitnc.com

NORTH DAKOTA: 1-800-435-5663: www.ndtourism.com

OHIO: 1-800-282-5393 (1-800-BUCKEYE): www.ohiotourism.com

* [Back to the Beginning](#) [Back to Travel to Canada Contents](#)

OKLAHOMA: 1-800-652-6552: www.travelok.com

OREGON: 1-800-547-7842: www.traveloregon.com

PENNSYLVANIA: 800-847-4872:(800 VISITPA): www.experiencepa.com or
www.visitpa.com

RHODE ISLAND: 1-800-556-2484: www.visitrhodeisland.com

SOUTH CAROLINA: 1-888-727-6453: www.discoversouthcarolina.com

SOUTH DAKOTA: 1-800-732-5682: www.travelsd.com

TENNESSEE: 1-800-462-8366: www.state.tn.us/tourdev

TEXAS: 1-800-452-9292: www.traveltex.com

UTAH : 1-800-200-1160: www.utah.com

VERMONT : 1-800-837-6668 (800-VERMONT): www.1-800-vermont.com

VIRGINIA: 1-800-847-4882: www.virginia.org

WASHINGTON, DC: 1-800-422-8644: www.washington.org

WASHINGTON STATE: 1-800-544-1800: www.experiencewashington.com

WEST VIRGINIA: 1-800-225-5982: www.callwva.com

WISCONSIN: 1-800-432-8747: www.travelwisconsin.com

WYOMING: 1-800-225-5996: www.wyomingtourism.org



“The Welcome Mat is out, Eh!”

[Back to Beginning](#)
[Back to Travel to Canada Contents](#)
[The Friendly Country to the North](#)
[”Welcome to Canada” – General Information](#)
[Cross Border Information](#)
[More Tidbits of Info](#) – (Money, Currency, Gas/Fuel, Metric, etc)
[What Can I Bring with me?](#)
[Gun Control](#)
[Pet Travel](#)
[Toll Roads and Ferry Information](#)
[Trivia and Planning Tips](#)
[General Recap of RV Travel to Canada](#)
[RV Regulations](#)
[Valuable websites for CROSS BORDER INFO:](#)
[Trip Planning](#)
[TOURIST BUREAUS \(CANADA\)](#)
[CDN/U.S. NATIONAL PARKS \(and Federal Lands\)](#)
[US TOURISM](#)

